



The Viewfinder

Newsletter of the Peterborough Photographic Society

October 2013



George Gillespie-PPS President

President's Message

Terry's Tips and Techniques was a big hit at our last meeting. Since then, I wonder how many of you have purchased an LED ring flash. In addition to his selection of hardware, Terry also gave us some valuable ideas on how to get good photos. Thanks Terry. I'm sure everyone found it was a great and practical presentation.

Last month I mentioned that one way to improve our photography is to take part in the critiquing session that occurs at each of our meetings. We're still in the process of trying to improve that part of our meetings. Another would be simply to go out and take lots of pictures. Our club activities lend themselves to just that.

The Theme Challenge invites us to go out and capture some images that fit the theme. Apart from having to fit the theme the image has to be captured at some time after the list of themes was published. So we are required to use some initiative and imagination in getting our photographs. If you submit two theme photos at every meeting you will have taken at least 20 new pictures. Submitting pictures from your archives does no good at all.

The Outings are another opportunity to take some pictures, and you can show five of them at the next meeting.

At our meetings when we view Theme and Outings images we have a chance to see how other members approached the task, which helps us expand our creativity and imagination the next time we are out taking pictures.

On a different subject, I regret to inform you that Bob Brown has found it necessary to step down as our Webmaster. That is unfortunate for our club because Bob is a talented individual who has contributed a lot to our success. His participation will be missed on the Executive Committee.





Suzanne Schroeter

Program Notes Sept 2013

Themes for 2013

October-Wheels

November-the Letter H

December-Portraits



Suzanne's Bit,

Terry Carpenter Presentation - September 3, 2013

The first meeting of the Peterborough Photographic Society 2013-2014 season took place on Tuesday, September 3, 2013.

Attendance was good, considering the “summer holidays” had just ended and some members may still be away trying to enjoy the last of the season. Those in attendance were treated to a very informative presentation by our very own Terry Carpenter. Although Terry generally sits behind the projector during our meetings, he agreed to stand before the crowd this time and share some of his vast photographic knowledge with us.


His main focus was to provide hints and tips that he has either discovered on his own, or through watching others on photo-shoots. One of the topics he covered was using lighting to help reduce shadows and to change the depth of field when taking a photograph. As well as a basic flash with a diffuser, Terry also demonstrated using an umbrella to mute and diffuse the light and a ring flash for more dramatic photos.

An avid canoeist, Terry provided advice on how to keep your equipment dry, stabilize your canoe and how to best take photos from this rather unstable and potentially wet vessel. He also emphasized the importance of sitting and waiting when taking wildlife photos and how you may get an amazing shot if you do! But the most engaging part of the evening was Terry sharing with the group his passion for using a tripod to capture most of his photos. Many members were skeptical about using a tripod so frequently, but after Terry demonstrated the ease and versatility of the gimbal head attachment on his tripod, many members were impressed and seemed ready to give it a try. A demonstration of a monopod with a shoulder brace was also of interest to many members.

In all, the members present all benefitted in some way from the information Terry was able to provide, and I am sure many will take with them, and use, some of his “tips & tricks”.

Thanks Terry. Great job!

Brian's Bit.



Brian Crangle

Thanks Suzanne for taking over in an emergency. I was unable to make the September meeting and appreciate your willingness to step up to the plate.

Next meeting is Tuesday October 1st, and our guest speaker is Julie Waterhouse. Several of our members saw Julie at the Northumberland club and on hearing their feedback I was determined to bring her to Peterborough.

Julie is a photography instructor who grew up in rural Ontario. She specializes in flowers and macro images. I have just visited her website and not only was impressed by her work but also her qualifications and awards.

To find out a little more about Julie visit <http://juliewaterhouse.com/>.

Her topic is "Secret Sauce-Creativity" Be there , you won't be disappointed.

Our theme for October is "Wheels" seems like an easy one but let's see how much secret sauce you can put in to it!

Just a reminder, two images for theme, two for photographer's choice, five for outings and one (Yes 1) for critique.

One goal we have for this year is to put together some guidelines for critiquing. George Gillespie has already given me an outline with some good ideas, however if you have any thoughts perhaps you could write them down and give it to me at the Oct meeting. We will look at all suggestions and select those we feel are practical and would work.

FYI Upcoming Themes:

Nov.. "The Letter H"

Dec. Portraits.

Jan.. Black and White.

Feb...Glass.

Mar...Red Abstract.

Our Nov speaker is Lydia Dotto- "Wildlife-Luck and Skill"

DecChristmas Dinner.

January....Members Slide Shows.

February....Arnold Zageris..."Labrador with a View Camera".

March....Mary Talbot..."Seeking beyond the Familiar-Enhancing your Photography Experience"

David Librach....Lines and Symmetry

I have added the Jan-Mar themes and speakers as you may wish to get started on your Jan slide show. It is a little earlier than usual to accommodate our speakers.

"Keep Clickin" Cheers. Brian

I guess I like to think of myself as a Natural History Photographer.

A Wish for a Fledgling Black-capped Chickadee

It's been seventy-five days, and I've been very patiently waiting
Since your parents accepted my nestbox, and began excavating ...
For a pair of chickadees, to dig their nesting cavity is a habitual
And eagerly accepted task in their annual courtship ritual.
Both took turns dropping beakfuls of wood shavings at some distance –
It was uplifting to watch their commitment expressed in such persistence.
Every last shaving removed, the female made a nest of moss and hair.
Such was the comfort for six to eight babies with little room to spare.
I once saw a tiny cavity within a high trunk of a toppled tree.
How chickadees could raise a brood in that birch is a total mystery.
Each day the hen laid an egg, then hatched them herself without me knowing,
But soon frequent food flights by both birds meant chicks quickly growing.
I dared not open the box to see how you were progressing,
Since early fledging can result from intrusions so distressing.
The time finally arrived on the fifth of June after eight in the morning.
I expected young each day, but you're emerging without warning.
I spy a nestmate on the side of a nearby snag, awkwardly clinging,
And waste no time going outside to see the joys of Nature's bringing.
I see a parent re-enter the box to urge her babies out of the nest.
Most fly to the crowns of a dense spruce where they can pause to rest.
You choose to perch on a bare branch just outside the box to try
To make sense of the creature before you with a big lens for an eye.
I marvel at you, who are but a few grams of flesh and feather,
Soon able to withstand the threats of almost any weather.
Your tiny but intelligent, coal-black eyes in a face of black and white
Shine with apparent cheerfulness to turn a dark day to light.
Bribes of food, a mix of insect larvae and spider, are transferred
From a parent's full beak, and you take flight after the third.
You'll remain in this territory three to four weeks, then find your space,
And form part of a family flock in the fall, knowing your own place.
And autumn cues will activate in you a unique brain adaptation;
The neurons will change to help you cope with hidden food location.
Next spring you'll break away to find your own territory and mate.
That much we might be safe to predict, but no one knows your fate.
You may likely live for only two to three years, or even more than ten;



Murray Palmer



I wish for you a long and fruitful life, and that we might meet again.
From your sparkling eyes to dainty feet, I see a fine citizen of Chickadeedom. Your mobility in one so small excites in me a vicarious sense of freedom.
You're immortalized now in my photos for future viewers to see
One delicate but tough, little bird known as a Black-capped Chickadee.

Murray Palmer, 2013



ALGONQUIN TUESDAY OCT 8TH OUTING

For October I have planned two outings for the month which I will announce at a later date. However we have an **overnight** outing planned for **Tuesday the 8th to Wed. 9th of October** to Algonquin Park. Bancroft Club and Northumberland Photo Club from Port Hope may plan to join us for this outing. This may be your chance to get some fantastic images of fall colours, wildlife such as Moose, Bear, fox, etc. Great early misty morning scenics. Waterfalls set in fall colour.

The plan is to go early on Tuesday morning spend the day taking photos meet for supper at the Mad Musher. The next morning go out for early morning shots come back to Whitney for breakfast around 9:30 then spend the rest of the day shooting. I realize this is an outing during the week so for those who can't make it there will be other outings to somewhere else in October. It will be up to individual members to arrange their own lodging so please see list below. Please note, book as early as you can as I am sure rooms will go quickly for this time of year. *If you are planning to attend this outing please be kind enough to e mail me to let me know so we know how many are going. Thank you.* For those that attend I will e mail a map with highlights of the park. Any questions please don't hesitate to contact me at ppsoutings@cogeco.ca

All the accommodations are in Whitney area, and of course there is camping in the park. Other lodging can be found in Huntsville.

Dream Catcher Motel <http://www.algonquindream.ca/about.html> (new motel and very nice)


Bellwood Inn bed and breakfast <http://www.bellwoodbnb.ca/home.html>

The Mad Musher <http://www.madmusher.com/accommodations.htm>(restaurant and rooms)

East Gate Motel <http://www.algonquineastgatemotel.com/>

Riverview Cottages <http://www.riverviewcottages.com/>

Adventure Lodge <http://adventurelodge.com/>





OCTOBER OUTINGS INFORMATION

I have plenty of outings for Oct so get those cameras charged and ready. Make sure to wear your PPS badge so other clubs will know who we are.

If you plan on attending any of the outings please let me know by using ppsoutings@cogeco.ca

MONTHLY BREAKFAST SHOOT

I have come up with a new idea for outings and hope you will enjoy. The idea is to go out in the morning for a shoot of 1 to 2 hours and then all go for breakfast at some local restaurant. This offers members social gathering to enjoy photography together and then meet over breakfast to exchange ideas etc. This is a great way to get to know our members. Please see below for this months Breakfast Shoot.

OCTOBER'S OUTINGS

OCT 5TH

Ranney Gorge and trails and Healey Falls



Meet at 9:00 am at Harper Rd. commuters parking lot.

The Ranney Gorge Suspension Bridge is the only one of its kind in Ontario. It is 300' across and 30' above the gorge. After taking pictures of the old hydro station then crossing the bridge we can wander the trails of Ferris Prov. Park. Should be nice fall colour at this time. The Hastings club **The River Valley Photographic Society will be joining us on this outing**

Then at 12:30 we can break for lunch, bring your own or visit Timmies just down the road.

After lunch we will proceed north for a few miles to Healey falls. The Trent River falls probably 10-20 meters, not in one large plunge, but in a rugged series of wide steps. Creates lots of opportunities for some great images.

OCTOBER 8TH TO 9TH

Algonquin Prov. Park

An overnight outing planned for **Tuesday the 8th to Wed. 9th of October** to Algonquin Park. Bancroft Club and Northumberland Photo Club from Port Hope may plan to join us for this outing. It will be up to individual members to arrange lodging. We will shoot all day then get together for supper at The Mad Musher The next day do an early morning shoot and meet for breakfast at about 9:30 am. The rest of the day is yours. Hurry and book your room as 16 members have signed on already.

OCTOBER 12TH [RAIN DATE THE 13TH](#) [BREAKFAST SHOOT](#) [MILLENNIUM PARK AND TRAIL](#) [PETERBOROUGH](#)



Meet at 8:30am at the entrance to Millennium Park on Water St. by the waterfall down from the Ministry Office.

This peaceful natural parkland offers countless opportunities for photography, especially in this fall season. Take images of the pool with mist rising, the pathway with its fall colors, the boathouse, ducks in the river. Plus lots more. Meet other members over coffee and breakfast.

OCTOBER 19TH

DOCVILLE WILD WEST PARK **Meet at 9:00 am at Harper Rd. commuters parking lot.** Wild West Park is an authentic old western town just off the 115 in Newcastle. The town, a replica of old Dodge City, is complete with Saloons, General Store, Trappers Cabin, OK Corral, Saw Mill, Livery Stable, the Docville Hotel and of course the Sheriff's office. Great opportunity for some wonderful images. I understand that this is usually a movie set. There is a small charge for admittance \$7.50 per person. So long as we are over 10 people in attendance.

See you there

Terry-OUTINGS PERSON



Hi Folks

[May I suggest you print this for future reference. And also available in Notes section on Facebook.](#)

Members can submit up to **two images each for monthly theme, and photographers choice, one image for critique, and up to five images for outings.**

Deadline for submitting your images is always the Friday night midnight before the meeting.

Before E Mailing your images to ppsimages@cogeco.ca [They must be named and re sized as instructed below. Images must be in JPEG format Please ensure your images are sent as an attachment with your e mail.](#)

When re-sizing your horizontal or landscape JPG image re size the width to 1024 pix. and let the height adjust automatically. When re sizing vertical or portrait JPG images adjust the height to 768 pix. and let the width adjust automatically.

CATEGORY INITIALS WOULD BE

- C** FOR CRITIQUE
- P** FOR PHOTOGRAPHERS CHOICE
- T** FOR THEME
- O** FOR OUTING ([USE LETTER O NOT NUMBER ZERO](#))

NUMBERS WILL BE 1 OR 2 FOR EACH IMAGE IN CATEGORY AND 1 TO 5 FOR OUTINGS DEPENDING ON HOW MANY IMAGES YOU SUBMIT. **Only one image can be entered for the critique category.** Please ensure a space is placed between the number and your name.

SAMPLES OF THE NEW NAMING SYSTEM ARE AS BELOW.

P1 TERRY CARPENTER OR P2 TERRY CARPENTER (FOR PHOTOGRAPHERS CHOICE)

T1 TERRY CARPENTER OR T2 TERRY CARPENTER (FOR THEME)

C1 TERRY CARPENTER (FOR CRITIQUE) **Only one image can be entered for the critique category**

O1 TERRY CARPENTER UP TO O5 TERRY CARPENTER (FOR OUTING) ([USE LETTER O NOT NUMBER ZERO](#))

After resizing and renaming, please send JPEG images as an attachment to your e mail and send to ppsimages@cogeco.ca

Any problems please don't hesitate to contact me at 705 742-1724

Terry Carpenter (projectionist)



PROJECTIONIST NEWS

NEWS

For those members who do not wish to put their name on submitted images there is now a way to do so.

Rather than putting your name on your submitted image just put your last four digits of your phone number after the category initial and number. Example would be Initial, number 1 or 2, space and then phone numbers. For theme, an example would be T1 space ##### or T2 space #####, photographers choice would be P1 or P2 space ##### Outing O1 to O5 space #####. For outings use the initial letter O not the number zero.

Critique would be CI #####

Amount of total submitted images remain the same Photographers Choice 2 images, Themes 2 images and Outings 5 total images.

MEMBERS PRINTS

For those members who like to make and show their prints we now have what we call Members Clothesline. A clothesline will be put up and clothes pegs made available for you to hang your picture for members to view. These prints can be any size up to 11x14" NO FRAMED PRINTS. No more than two images per member. These images will not be critiqued and will be just for viewing only.

Terry Carpenter

Projectionist

EXECUTIVE FOR 2013-2014



George Gillespie -PPS Pres-



Liz Crangle Past President




Brian Crangle



Suzanne Kirk


Program Directors



Terry Carpenter –Projectionist/
Outings



Pat Carpenter-
Secretary



George Giarratana-Viewfinder



Paul Macklin-Member at Large



Dave Duffus –Assistant Member at
Large



Joanne Stockton-Treasurer



Dawn Macklin-Membership

Webmaster position
available


?



Anita Erschen-Pappas -
Assistant Webmaster

Through the Viewfinder as seen by George Giarratana

Publisher and Editor



As much as we would like to make our images perfect each time we take one, the reality is that it is not going to always happen.

That thinking is a throwback to the days of film when if you didn't get it right the results were determined by whoever was doing the processing or by you if you had the ability to develop your own images.

Enter the digital age. Some would argue that it is making us lazy. If you don't get the image the way you like it to start with just post process it, something that could be done with film but was more involved than working with a digital image.

I could agree with that argument if I was only taking images a few at a time and was satisfied with the results. However, I have found that because of digital I don't shoot 12, 24, or 36 images, sometimes I shoot in the 100's.

That is why I always shoot raw because it always gives me the choice of whether or not to adjust the image. If you want to talk about incentive to get it right in the first place consider how much time and effort it would take sitting at a computer to process a large amount of images.

There are many programs that you can use to adjust your images. I originally started with Photoshop 2 which I still occasionally use but recently I used mostly Picasa or Faststone both of which are free downloads and work fairly well.

They do have their limitations so I was always on the lookout for something else, the main drawback being of course the expense of some of the imaging programs.

I recently purchased a copy of Corel Paintshop Pro X5 for \$49.00 and I am amazed at what it can do. As with all things technological, the improvements never stop. The proof of this was that shortly after my purchase they came out with Pro X6 at \$99.00. Doesn't matter Pro X5 is still a big improvement for me and of course as time passes there will be a Pro X 7, 8, 9 whatever.

The point is what are you afraid of? that you will have to figure out a new piece of software? That your images once they are manipulated will be better than you thought they could be? Are you afraid of your own creativity or think you don't have any?

I would prefer to measure my success by the number of images that I can save rather than how many I couldn't.



Dave Duffus –Assistant MAL



Paul Macklin-MAL

PPS Photo Competition

PPS members may submit one image ---- "**Your BEST PHOTO**" taken between **June 1st, 2013 and March 31st 2014**. There will be two categories "**Novice and Experienced**" each with 1st, 2nd, 3rd and honorable mention.

The results to be announced at our **May 6th, 2014 PPS meeting**.



Copyright:

All images in any Edition of the Viewfinder (Peterborough Photographic Society) past or present are copyrighted by the Artist/Photographer and protected by world copyright laws.

The images displayed in the Viewfinder (Peterborough Photographic Society) may not be copied, reproduced, printed, modified, published, uploaded, downloaded, posted, transmitted, or distributed in any way without the Artist/Photographers written permission.

As with any image, your possession of a copy of an image does not, in itself, mean you have any right to use it in any way.

If you have any questions, or, want to obtain permission to use an image from an artist/photographer please contact Editor of Viewfinder at ggiarrat@gmail.com or any of the Executive. Committee