



# The Viewfinder

Newsletter of the Peterborough Photographic Society

May 2014



George Gillespie

PPS President

## President's Message

Out with the old and in with the new. Another year for the PPS Executive ends at the next meeting when we elect our new executive. This past year we accomplished a few things that I believe have helped the club move along. There are a few things different from where we were at this time last year - Social Media has been added to our communication arsenal – we now have breakfast shoots giving us 2 outings a month – we have our own website which we now control – we participated in the SPARK festival – prints can now be displayed on our “clothes line” - and in spite of my whining we do have more member involvement. My thanks to all the members of the executive who put in the time and effort to make it another successful year. Also, my thanks to all those who have stepped forward to serve on next year's executive. All of us who have enjoyed the goodies during the meeting breaks owe thanks to the Quirks, Browns and Didi.

Six of the current executive positions will be filled by new members. Our long time Treasurer, Joanne, will be relinquishing her job; our Secretary, Pat, spent her first year on the executive and will be leaving perhaps to return another time; George G will be giving up his role as Viewfinder Editor, but has agreed to be a candidate for the role of Webmaster; our original Member at Large, Paul, will be turning his job over to a new person; Brian will be leaving his post as Programs Director, a job he has held for the last three years of his extended time on the executive; and Terry, another longtime executive member, will be turning the Outings job over to a new person, but he remains a candidate for the Projectionist position. That represents a lot of change, but I think it bodes well for the club as new members with new ideas assume these responsibilities.

At our April meeting we discussed ideas to make the club more relevant to our members. The tone seemed to be that we should have our members take a greater part in activities. These included workshops covering equipment, techniques and editing; more member slide shows perhaps aimed at a particular theme; and have people report on photo projects they are undertaking. In addition it was suggested that we have fewer but higher quality outside speakers. There was a suggestion that a mentor process be established so that people less experienced in photography can get guidance from more experienced members. I think that these are all good ideas, and include some that have been tried in the past with varying levels of success. To make them work we need club members to lead the projects. For example, we might need a member to manage a workshop, identifying techniques to be addressed, finding members to lead each part of the workshop, and scheduling the project. In other words, these ideas can only be implemented if we have individual members to drive them. Our new executive will benefit from these suggestions as it starts creating plans for next year.



## SUMMARY OF MINUTES FROM EXECUTIVE MEETING OF MARCH 5th, 2014

Members agreed it was a very good Club meeting. Thanks to Liz for assuming the role of President in George's absence.

- Mary Talbot did a good job. Her suggestion of changing "Critique" to "Image review" well accepted by members, and Board agreed to change "Critique" to "Image review".
- Claude Denis gave update on SPARK Photo Festival. Approximately 40 photos to be on display by members. Photos to be dropped off at his house by March 17th. Guidelines to be developed for website regarding submission of articles and images.
- Joanne Stockton provided a financial update of the Club Account.
- Sufficient interest in Lang Hang. George Gillespie to co-ordinate event.
- Board to investigate further, rental of Lansdowne Place Mall Open Court space at foot of escalator, for a Photo Display and Club promotional event, for a Friday and Saturday in early August of 2014.
- Board to identify interest amongst club members in Board membership for upcoming election.
- Club members to be made aware they may attend the Executive Board meeting. A RSVP will be mandatory in order to determine potential numbers.
- Summary of the Executive Board meeting minutes to be posted on the website.
- April Speaker (s): panel of 4 club photographers discussing photography styles.
- Club now has a Twitter account. Suzanne to update on PPS Society Social Media sites at April meeting.
- Number of pages in Viewfinder reduced by putting some information on website.
- Possible Guest Speaker Fundraiser during 2014-2015 club season. Dawn to investigate further and source a speaker.
- "My Best Shot" photo contest information on website and to be in next Viewfinder.
- Request by member for pay-per-meeting basis fee. Difficult process and not an option to be made available.



**Suzanne Schroeter**

## Program Notes April 2014

### Themes for 2014

May-Eggs

June-New and Old



**Brian Crangle**

**We had a panel of four Speakers as our guests at our meeting of April 1<sup>st</sup>. Each member spoke on a specific area in which they have some expertise.**

The first to speak was Brian Crangle.

He gave the group a lesson in **Architectural & Home photography**. Some points he shared were as follows:

#### **Techniques:**

- Cloudy is best
- Kneel for indoor shots
- Ensure lens parallel to the ground
- Keep wall lines straight (verticals kept vertical)

#### **Images:**

- Fix distortions
- Add vibrancy

The second speaker, **Dawn Macklin**, shared her experience with **Landscape photography**.

Her advice included:

- Watch for angles, details, leading lines, exposure
- One main focal point
- Avoid emotional attachment
- Take your time to compose, don't just shoot & run
- Be aware of the time of day & light
- Take advantage of shadows and clouds

## Program Notes April 2014

### Continued

Our third speaker was **Brian Wunderlich**. He provided the group with a demonstration on **how to create HDR** (High Dynamic Range) photos.

- HDR brings out details of highlights and shadows

- 3 images taken at 3 exposure values

- Use a tripod and timer or remote trigger for a hands free shot

- Use Photomax Pro to process the bracketed photos. This program merges, realigns and de-ghosts the 3 photos

- Photos can then be processed further in photoshop

Our final speaker was **Paul Macklin**. His topic was “**Controlling the Sun**”. His key point was the necessity to use a flash even in daylight as too much sun requires a flash for fill light. His key points included:

- Use manual exposure, a light meter and change shutter speed as required

- Use various f-stops to blur background

- Even in extreme bright light, a flash will make it come out better; use flash even in daylight

**A question and answer session followed the presentation and the feedback from the group was very positive for this type of presentation. If you have any ideas or suggestions for future events such as this, please feel free to contact one of your Executive Members, who are always open to your input and feedback!**

Don't forget the theme for May is “Eggs”, and June will be “New & Old”. Be sure to submit your images!

**May Meeting: The winners of the “My Best Shot” contest will be announced and all entries will be shown in a slide presentation**

**There will be no speaker at our May meeting as it is Election Night to select the members for the Executive for the 2014 -15 season. Please come out and take part in this very important event!**



I guess I like to think of myself as a  
Natural History Photographer.

Murray Palmer, 2014



**Murray Palmer**

### A Splash of Rufous on a Dreary Lawn

In the early morning light under mid-April's dull, overcast skies,  
A colourful hermit of the undergrowth appeared to my virgin eyes.  
A stunning creature I had seen until now only in my books,  
He truly captivated me, so distinguished were his looks.  
He was a medium-sized chap with a long tail and short, conical beak.  
I wondered if his red eyes made food in dark tangles easier to seek.  
His black head and upper parts contrasted with under parts of bright white,  
And his outer tail feathers were startling when flashed in his retreating flight.  
But the splashes of rufous painted on his flanks are his claim to fame;  
Indeed, rufous-sided towhee was once this avian beauty's name.  
Where her mate is black, the hen towhee is a pleasing brown,  
And like their cardinal cousins, both sexes deserve equal renown..  
Beyond a clump of backyard trees where fallen leaves are left to lie,  
This large sparrow on open ground must cast about a wary eye.  
Winter's collection of white millet on the ground was for him a boon,  
Which, eaten by other birds and squirrels, may be depleted soon.  
Scratching among snow-crustrated grass and leaves, he pulls with both feet,  
Then jumps back to expose his food of which he finds enough to eat.  
For three glorious mornings, this eastern towhee graced our dreary lawn...  
Again I'm searching hopefully ... where IS he? ... where has he GONE?

Murray Palmer, 2014.





## MAY OUTINGS INFORMATION

**Hi Folks**

*If you are interested in attending any of the outings please let me know by emailing* [ppsoutings@cogeco.ca](mailto:ppsoutings@cogeco.ca)

### PROJECTIONIST NEWS


Starting at our next meeting ( May 6th ) you will be able to submit five images into a new category for Breakfast shoot. This means that under outings you will submit 5 images for the monthly outing and name them as usual O1 to O5 space and name, please use the letter O not zero and 5 more images for the breakfast shoot named OB1 to OB5 space and name. This does not mean 10 images total per outing but 5 for each outing you attend. Please see letter of instructions for naming submissions that was e mailed to you earlier or check out SUBMITTING IMAGES on our website..

LETS SEE THOSE IMAGES

### MAY 10<sup>th</sup> OUTING

This months outing will be to a Tulip garden in Bloomfield and then, after a lunch at a local restaurant, we will go to shoot Trillium's.

Shoot to your hearts content a variety of different Tulips in this wonderful large private garden in Bloomfield. Then we will travel to a huge woodlot covered in Trillium's. Truly a flower photographers choice spot. Meet at 8:30 at Harper Road commuter parking lot on May 10<sup>th</sup>. This should be a real treat and an all day event so don't miss it.



### BREAKFAST SHOOT

This months breakfast shoot will be on May 24<sup>th</sup> to Peterborough Liftlocks. Meet at 8:30 on the east side of the canal below the Liftlocks. We will shoot for one and half hour then go for breakfast at the Carousel Restaurant on Lansdowne St.

See you there **Terry**

## PRINT DISPLAY AT LANDSDOWNE MALL



Hi Folks


For the first time in many years the P P S are going to have a print display at Lansdowne Place Mall. It will be at the bottom of the escalators in the court area and is to be held on Aug 15th and 16th with the idea to show off our work and to promote our club. This will require a lot of work by a small team of members who have volunteered to make this happen and we need your support. **This is your chance to help your club**, and this is where you come in. We will need your work. We want to show images **both from novice and experienced photographers**. Also we need to have members sit for a couple of hours for each day as the booth has to have someone there at all times. I am asking members to e mail me if they are interested in displaying their photography and also willing to sit. There will be more information later once we find out how many will be participating. **We are photographers and are proud of our work so lets show it.**

Please contact me through the website or [ppsprez@bell.net](mailto:ppsprez@bell.net) to let me know if you are willing to join in.

**Terry Carpenter**



## THOMPSON BAY VIDEO CHAT



**George Dimitroff**

I wish to thank all PPS members who were able to attend the Thompson Bay Video Chat over the past two years. We enjoyed many episodes from The Luminous Landscape Video Journal describing a variety of topics in photography and especially enjoyed traveling to far away exotic locations in the comfort of our home theater. It was a great opportunity to get together with other photographers and the chats were always informative and fun!

Check out <https://shop.platformpurple.com/?shop=2083#>  
if you are interested in purchasing anything from Luminous Landscape







**BREAKFAST OUTING-BEAVERMEAD APRIL 5th 2014**



**BREAKFAST OUTING-BEAVERMEAD APRIL 5th 2014 (CONT)**



*you're invited*  
to help us launch

**PETERBOROUGH**

**FASHION WEEK** SEPTEMBER 21-27 2014

THE MICHIGAN  
**Russell**  
TOYOTA  
Fashion Week  
Presented by

Join us as we launch Peterborough Fashion Week -  
the evolution of the successful STRUTT 4 Kids Fashion Show.

On Tuesday April 15 we are hosting a media conference to launch our new  
week long celebration of fashion and the exciting event line up.


This event will also include a proclamation from the Mayor  
and light refreshments will be served.

*Celebrating Peterborough's Fashion Scene & Talent!*


all Fashion Week events are in support of Five Counties Children's Centre


**Tuesday April 15, 2014 | 1:00pm | Club Aria 331 George St N.**  
for more information: [info@peterboroughfashionweek.com](mailto:info@peterboroughfashionweek.com) or 705-748-2337 ext 380

**SPECIAL THANKS TO SUZANNE SCHROETER FOR GETTING PPS MEMBERS INVOLVED IN THIS EVENT**



**AND NOW FOR SOMETHING A LITTLE DIFFERENT**




 **BARK ,BARK IN THE PARK**

**WHAT:** To attempt a Guinness World Record for most dogs and owners in one picture.  
**WHEN:** May 10, 2014  
**WHERE:** Port Hope Town Park and Recreation Centre - 62 McCaul St, Port Hope, ON  
**WHY:** To raise the funds to fence the municipality approved off leash dog park.

Pre Registration at 10:00am to 11:30 am  
Group walk 12:00 pm to 1:00pm  
Photo at approx 1:30

Registration/sponsor sheets can be obtained at:  
MY BARK AVENUE AND ACADEMY  
51 WALTON ST.  
Port Hope, ON, L1A 1A5  
905-885-5100  
[www.porthopedogpark.weebly.com](http://www.porthopedogpark.weebly.com)


Sponsored by  
**PORT HOPE**  
dog park association 

**Consider this as an invitation from a member of the Northumberland Photography Club to participate in this event.**

# PORT HOPE WATERFRONT OUTING

APRIL 26TH, 2014





Your Webmaster George Giarratana invites you to visit other areas on our webpage at [www.peterboroughphotographicsociety.com](http://www.peterboroughphotographicsociety.com)

to obtain additional information on the following topics.

- Submitting Images for Club Slideshow, and Guidelines for Images that will be Critiqued
- PROJECTIONIST NEWS
- EXECUTIVE FOR 2013-2014

**“Like” us on Facebook!**

[www.facebook.com/PeterboroughPhotographicSocietyCanada](http://www.facebook.com/PeterboroughPhotographicSocietyCanada)

The Peterborough Photographic Society has been a part the Facebook world since June 8, 2013! Here you will find many interesting articles about photography, updates regarding club events and many other resources to help round out your photography experience with our club.



**Check us out on Flickr!**

<http://www.flickr.com/groups/peterboroughphotographicsociety>

Please be sure visit the Peterborough Photographic Society Group Flickr page. The intent of this Flickr page is to not only allow members to share their images, but also to provide a platform for a club-based “365 Project”. This involves taking one photo a day for an entire year and the Flickr Group Page is a great place to share your daily photo with other club members who are doing the same. It certainly will help to keep you accountable!

Please feel free to send an email to: [socialmedia@peterboroughphotographicsociety.com](mailto:socialmedia@peterboroughphotographicsociety.com) if you have questions regarding either of these Social Media platforms, or if you’d like to share an image, an article or a photographic event opportunity with other club members!

**Twitter**

<https://twitter.com/PtboPhotoSoc>

## Through the Viewfinder as seen by George Giarratana

### Publisher and Editor



Hi everyone

This will be the last edition of the Viewfinder that I will be creating.

As much as I have enjoyed putting the Viewfinder together these last two years with the addition of my accepting the position of Webmaster I have asked if anyone else in the Club would be interested in publishing the Viewfinder

I hope you have found the Viewfinder a pleasant newsletter to view and the articles as well as my editorial comments of some interest.

So, if there are no other volunteers applying for the positions of Viewfinder editor/publisher or Webmaster at the upcoming elections then Ed Schroeter has offered to assume that position and I will continue on as the Webmaster.



In future all articles and images for the Viewfinder should be sent to [viewfinder@peterboroughphotographicsociety.com](mailto:viewfinder@peterboroughphotographicsociety.com) and anything for the Website to [webmaster@peterboroughphotographicsociety.com](mailto:webmaster@peterboroughphotographicsociety.com)

Thank you for your gracious comments and constructive criticism over the past two years which hopefully made for a better newsletter for all of us to enjoy and please continue to help the publication to improve by forwarding any comments and suggestions to Ed at [viewfinder@peterboroughphotographicsociety.com](mailto:viewfinder@peterboroughphotographicsociety.com)

#### **SURVEY: Should I buy a printer or just use Costco?**

**One reply:** It's not that simple.

From strictly a cost point of view. Unless you print a fairly large number of large prints the printer would not be the right solution. Ink jets dry and get clogged if they are not in use. You'll drain a lot of ink printing the occasional print because the ink jets will be cleared before each print.

From a print quality point of view, you can get better results using your own printer. I've tried COSTCO, and although they do a good job, it's not quite as good as I can do with my own printer. What is that additional quality worth to you? Some additional cost with your own printer comes from ink and paper used for test prints. But you can't beat it for convenience and artistic control.

**New Survey: SLR vs point and shoot, . With the advances in point and shoot including some with full frame sensors and zoom lenses , given the choice today which would you choose?**

Please send replies to [viewfinder@peterboroughphotographicsociety.com](mailto:viewfinder@peterboroughphotographicsociety.com)

## THIS AND THAT



OH FOWL DEED!

WHAT CALL DID YOU HARKEN TO

FIND YOURSELF BEING TURNED SO SLOWLY IN THE GRIP OF A STEEL ROD PLACED IN

THE INTERNAL WORKINGS OF YOUR SUCCULENT REMAINS

WHILE YOUR DEATH MAY BE TO THE GREATER GOOD OF FEEDING MANKIND,

YOU WERE NOT ASKED TO DIE FOR THIS PURPOSE AS YOUR LIFE WAS TAKEN FROM YOU WITH  
NO CONSCIENCE OR REGRET FROM YOUR OPPRESSOR.

CONTINUE YOUR JOURNEY UNTIL YOUR SKIN CRACKLES AND IS GOLDEN BROWN AND YOUR  
BODY BECOMES TENDER AND PLEASING TO THE PALETTE.

AND KNOW YOUR SACRIFICE HAS NOT BEEN IN VAIN.

**Author Unknown**