



The Viewfinder

Newsletter of the Peterborough Photographic Society

Write to us or send your stories to us ppsviewfinder@yahoo.ca
 Visit our website www.peterboroughphotographicsociety.com
 We're on Facebook! www.facebook.com/PeterboroughPhotographicSocietyCanada

Volume 33, Issue 5

Editor: Ed Schroeter

January 2015

PRESIDENT'S MESSAGE BY GEORGE DIMITROFF

Expose To The Right!



Hello PPS!

"The aims of the Society shall be to encourage and develop the skills and increase the expertise of the members in photography and provide fellowship and support for people with similar interests".

At our last meeting in December, I posed two questions. Why shoot raw? Why shoot to the right? Like many of you, I shot small jpgs after getting my DSLR in order to save memory. Now when I go back to those images, they look like postage stamps compared to what the camera and software is capable of doing. I had some videos that convinced me to switch to RAW and use 14 bit files. Of course it involved upgrading computer hardware (as we all experience) but I have no regrets. The baking analogy convinced me (jpgs are baked in the camera from the RAW ingredients made by the sensor). If you enjoy shooting jpgs, the purpose here is not to persuade you to change but to offer you options if you have raw on your camera. At the January meeting we'll show brief videos from Michael Tapes who was the person who convinced me to change.

I attended a talk by Michael Reichmann at U of T years ago that taught me a lot. He just returned from Madagascar and I had just bought a tripod. I asked how often he used a tripod on that trip and he replied that he took one along but never used it because he had new Nikon VR lenses which allowed him to do everything handheld. His pictures were displayed in the lobby and they were gorgeous.

Continued on Page 2

Contents:

President's Message p 1-2

Tech Talk p 3

Program Note p 4

Secretary's Notes p 5

Buy And Sell p 6

PPS Photo Contest p 7

Outings p 8

Poetry Corner p 8

How To Submit A Slide
 Show Image p 9

PPS Annual Christmas
 dinner p10

Joy of Photography Comes
 to Cranale in Rhyme...p 11

President's Message by George Dimitroff
Continued from Page 1

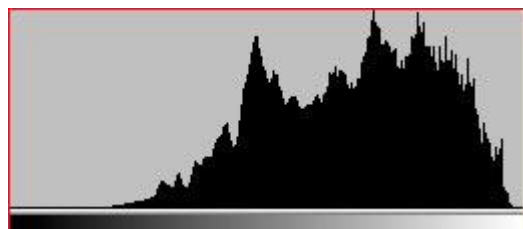

Yes, I blame Michael for my lack of tripod use over the years as I now realize that tripods are important and have their place in many forms of photography. He also discussed the advantages of Lightroom which I had just purchased and I still do everything on it. Michael is an Alpha tester of Lightroom (which means they seriously consider his feedback when they revise it).

Then he spoke about an interesting technique of Exposing to the Right (ETTR). When touring Iceland with Thomas Knoll, they were chatting about signal to noise ratios in digital sensors and they realized that the way in which sensors capture light the predominant data is in the right (or bright) half of the histogram. This means that tonal values on the left (or dark) side of the histogram use much less data. It's the nature of sensor design.

That conversation led to the recommendation to change your exposure settings to put more data on the right side of your histogram (without blowing out the highlights). You can be easily convinced by looking at images on your software that are predominantly on the right or left of your histogram and then change the exposure settings to see how the image performs. You'll notice that when you add exposure to dark images, you are introducing a great deal of noise into the image. The reverse looks much better. The technique of ETTR means that the jpg on the back of your camera will look too bright, but when you adjust on the software you can often obtain a very rich image using maximum data. I pay attention to these guys because Michael Reichmann hosts the largest photography site www.luminous-landscape.com and Thomas Knoll is the original author of Photoshop.

The first image (on the left) below shows a normal hilly histogram where the tones are evenly distributed from dark to light. If you consider that maximum information is captured on the right, there seems to be a waste of data on that side of the histogram. The second image shows an exposure made to the right where maximum data represents the image. In other words, you have a lot of raw information going into your image. It will be somewhat overexposed but then you can center it on your software and, voila, you have the hilly histogram back with rich tones and minimum noise!

These simple questions reveal interesting information to consider. Consider submitting additional questions which can benefit a number of members. At the January meeting, we'll also introduce some ideas for mini workshops and instruction in order to "encourage and develop the skills and increase the expertise of the members" in the spirit of fellowship. It is an honour to serve PPS members!



TECH TALK BY TERRY CARPENTER

Shutter Actuations and Digital Filters: Free Programs From OPANDA

OPANDA IEXIF



Just recently I was asked if I knew of a program that would tell you how many shutter actuation's your camera has had to date. Opanda lexif does just that and lots more. This program allows you to view EXIF / GPS / IPTC Data etc. Download it at: <http://www.opanda.com/en/iexif/index.html> They make two professional versions of this program for \$50 and \$90. However, I found the freeware version gives more than enough data for me anyway. It is a very simple program to use. In the program just go to open select your picture and, "voila", all of the exif data in your camera shows up.

I know you can go to your image and right click to select properties, but this offers much more. It displays the image taken from a digital camera and every item of EXIF data in the image from beginning to end, what the camera's model is, the detail of photograph and more. Also if you open your latest images from the camera and scroll to near the bottom of the page you will find Total Number of Shutter Releases for Camera Please see the screen shots below for just a portion of what is available.

OPANDA PHOTO FILTER

Another great program put out by this same company is called Opanda Photo Filter. This also is a simple freeware download from: <http://www.opanda.com/en/pf/index.html> . Opanda Photo Filter offers hundreds of filters from Kodak, Hoya, and Cokin. It is easy to use. In the program, point to the right hand side of your screen and click LOAD. This will open your image on the screen. Right click on the image to make it bigger. At the top select which type of filter you wish to use. Move the slider bar to whatever density you wish then hit the little arrow icon and watch your image change. On some filters, especially the Cokin, a description of the filter will pop up in the box. This is a great program to add some warmth or coolness to an image or maybe change it to a sepia and more. If you wish to save the image just hit the save button and it will save it as a copy in the original folder. Please see the screenshots of the program below for additional information.

Hope you like these two programmes and have fun with them. -- Terry Carpenter



PROGRAM NOTES

BY MARGARET HAMILTON AND LYDIA DOTTO

January Guest Speaker & December Joy of Photography



You do not want to miss our January meeting! Arnold Zageris is a member of the Peterborough Photographic Society and when in town comes to as many meetings as possible. He is a renown photographer. He was also one of the participants in the SPARK photo festival for

2014 and usually exhibits at the Christensen Gallery in Peterborough.

Arnold loves to shoot with a 4 X 5 camera and I believe he does his own printing as well. Many of Arnold's pieces are quite large and this only serves to emphasize the vastness of the areas he shoots. His real passion is trekking off on his own to isolated places and taking his time in hours and days waiting for the perfect natural light in which to shoot. He has told me that if he comes home with just 4 or 5 images, he feels he has been very successful.

Much of Arnold's photography is taken 'above the tree line'. He has photographed in Antarctic, Iceland and Labrador/Baffin Island areas to name a few.

He has exhibited in many galleries such as the National Gallery of Canada, the Abbozzo Gallery in Toronto, the Joan Ferneyhough Gallery in North Bay and many others.

Last January, Arnold produced a book called 'On the Labrador' which depicts some spectacular images that most of us will never get to see. I'm hoping he can bring some copies to sell at our meeting.

Here is his Facebook page so you have an idea what he is all about:

<https://www.facebook.com/arnoldzagerisphotography>

* * *



President George Dimitroff kicked off the PPS 2014-15 season by talking about rediscovering the joy of photography. Following this theme, we asked members to make presentations at the December meeting, describing and showing

images that provided joy in the making. Five members provided intriguing insights into their mind-set while taking the images and explained how the experience affected them.

There was great variety in both the images and their significance to the photographers. Barry Killen's image of a deer seemingly irked by his territorial intrusion literally changed his entire approach to wildlife photography. Lawrence Wicks' images depicted the dramatic evolution of a sunset that he found awe-inspiring. Brian Crangle described the challenges of getting an early-morning wide-angle shot from the top of the Lift Lock -- and he did it with entertaining verse that earned him the title of PPS poet-laureate.

Fred Norton's images of birds taken in Florida symbolized his sense of achievement in capturing fast-moving subjects in challenging light. Lydia Dotto's images of a lion and a leopard in rare circumstances embodied her exhilaration in experiencing wish-list photo opportunities during a tour in Tanzania.

* * *

At the December meeting, members also enjoyed the annual Christmas dinner organized by Marg Hamilton. She also organized the door prize gift basket, the contents of which were donated by the following:

Lorne Hamilton - Hamilton Woodworks

Tina Johnston - Fandango Hair Salon

Cheryl Bewley - Thirty One Bags

Linda McElroy - Keene On Gardens Inc.

Margaret Hamilton - Maggie's Studio

Teresa Mailith - Canadian Art Flies

Pat Dunk - Fifth Avenue Jewellery and Epicure

Debbie Smith - Investors Group Financial Services

Cathy Moore - Bridget Anastasia's Gifts & Home Décor

Sharla Trudell - Cottage Country Yarns

SECRETARY'S NOTES

BY SUZANNE SCHROETER



At its regular monthly meeting on December 3, the executive committee of PPS reviewed membership survey results in order to develop and provide better service to the membership.

President George Dimitroff presented the results of member surveys to the executive. The results indicated there is an interest in one-on-one and small group instruction. President George and Paul Macklin are currently putting together a Model Shoot workshop.

The executive decided that it should determine what subjects might be of interest to the membership and who might be available to provide the training. In the meantime, webmaster and projectionist George G is going to start showing one beginner and one advanced video per meeting. He will also link the videos to the PPS website after the meeting so members can review them if desired. He will also include links to other interesting videos and courses through the club's website.

* * *

The executive also discussed the PPS general meeting of Dec. 2 and agreed that it was the best meeting in a long time because more members than usual were involved in it. The dinner was well organized, the Joy of Photography presentations very good, and the image review well done.

Lang Hang Exhibition

PPS Director Claude Denis has agreed to oversee the team which is coordinating the PPS exhibition of member photographs at historic Lang Village this coming summer.

The Lang Hang team includes Dave Duffus, Fred Norton, Lydia Dotto, and George Dimitroff. Past President George Gillespie has provided detailed instructions from previous Lang Hangs.

Webmaster George Giarratana will provide promotional images for this event from past shows.

January Program

Guest Speaker:
Arnold Zageris

Tuesday January 6, 7:15 PM,

Lions Centre, 347 Burnham St.
Peterborough ONT K9H 1T5.

*** New E-mail for PPS Image Submissions ***

All image submissions for the various member slideshows should now be sent to:
ppsimages@peterboroughphotographicsociety.com with same labels as before. See Page 9 of this issue for details on labeling your images.

Theme Challenge Photographs

January: Low
Liaht/Niaht

PPS 2014-15 "My Best Scenic Shot" Contest Deadline Approaches

The deadline for the annual PPS Photo Contest, "MY BEST SCENIC SHOT," is only three months away. It is April 7, 2015.

There are some changes to the contest this season by adding a theme, "MY BEST SCENIC SHOT." The change is designed to "give you something to shoot for." Most people shoot some scenes at one time or another, so the theme shouldn't be an obstacle. Only digital images taken between Jan. 1, 2014 and March 31, 2015 may be submitted.

The new guidelines are published on Page 6 of this edition of *The Viewfinder*.

The Viewfinder: Founded 1982

The Viewfinder is the newsletter of the Peterborough Photographic Society. It is published 10 times a year from September to June.

The editor reserves the right to edit all submissions for size, content, and style without consultation.

However, all content remains the intellectual property of the creators and is copyright by them. It may not be copied, reproduced, printed, modified, published, uploaded, downloaded, posted, transmitted, or distributed in any way without the Artist/ Photographers written permission.

BUY & SELL



For Sale:

Canon EF 70-300mm f/4-5.6 IS USM zoom lens
Sparingly used and well cared for. Asking **\$400.00** for this item.
Anyone interested in this lens please contact: Rick Page at: 705-772-6000.

* * *

Nikon D3100 Digital SLR with nearly new 18-55mm lens
14.2 MP DX Format
Auto Focus and Vibration Reduction
UV filter and circular polarizer filters
2 batteries and charger
Like new condition. **\$500**

Nikon AF-S DX 55-300mm Lens
Super Telephoto Lens with Auto Focus and Vibration Reduction
Hoya circular polarizer filter (worth \$100) plus UV filter. Lens hood and end caps
No marks or scratches. Velvet carry bag. **\$350**

Sigma OS 150-500 F5-6.3 Telephoto Lens with 86mm circular polarizer
Only used once
Optical Stabilizer and Autofocus
Original box and padded carry bag
Lens hood and front and rear caps
Tripod mounting bracket
New cost \$1200 plus tax. Will sell for **\$850**

Lowepro Flipside 400 AW Camera Backpack
Smart Olive Green colour. Lots of pockets and adjustable dividers for customizing
Tripod holder. Adjustable, well padded shoulder and waist straps. All weather cover. **\$120**

Everything is well cared for and in excellent condition. To view and try, please call Fred Norton at **705-745-0626**

* * *

Tamron Lens AF28-300mm F/3.5-6.3 XR Di VC Macro with Nikon mount. \$200. This lens is brand new. See **George Dimitroff** for details.

P.P.S. MY BEST SCENIC SHOT PHOTO CONTEST 2015

**ONLY DIGITAL IMAGES TAKEN BETWEEN JAN 1, 2014 TO MARCH 31, 2015
MAY BE SUBMITTED**

Contest is open to paid up Peterborough Photographic Society members only.

One image only may be submitted by each member.

Please leave meta-data attached to image.

Meta-data may be viewed to comply with the above time frame.

Your submitted image may have been previously shown at P.P.S.

Judging will be by qualified non members of P.P.S. None of the judges will be aware of the photographer's name or the circumstances of the photograph. Judging will be based on technical excellence, composition, originality, and overall impact.

Prizes to be announced.

Deadline for submission April 7, 2015 night of P PS meeting

**CATEGORIES ARE NOVICE PHOTOGRAPHER AND
EXPERIENCED PHOTOGRAPHER**

The category you enter will be decided by yourself using the guidelines below.

First, second, third and honourable mention winners in each category will be announced and their images shown at the general meeting on May 5, 2015.

Your image must be sent as a JPG. In 1024 x768 pixels.

Type My Best Scenic in the e-mail subject box.

In the e-mail text include your Name, Title of photograph and the Category.

Please send to:

mybestshot@peterboroughphotographicsociety.com

CATEGORY GUIDELINES

Novice Photographer – New to photography or may be one who uses the basic or auto controls of their camera and is gaining knowledge in photography and wishes to learn more.

Experienced Photographer - A person with more advanced knowledge of photography and has a more intimate understanding of their equipment and the art of photography.

POETRY CORNER (WORD PHOTOGRAPHS!)

The Bird That Kills For Dove

by Murray Palmer © 2014

It was Christmas Eve Day, and everywhere I looked
I saw our hopes for a White Christmas were cooked.
It's within this context that I relate this true story,
Though for some the description may be a little gory.
Glancing out the kitchen window then, what did I see
But a dark, concealed figure turned away from me.
Perched as still as a statue in its hooded grey cloak
Was this agent of death to neighbouring bird folk.
The scene was dim and misty at this time of morning,
A situation ideal for an attack without warning.
Had it already made a kill, its meal now digesting?
Was it patiently waiting or comfortably resting?
Then it began to tear from a carcass hidden in the bough
Bloody tissues, pink flesh; no more hunger now.
The day before, a mourning dove crashed into the bay window.
Likely panicked by an accipiter, it bounced away and low
To a wide patch of ground, the grisly scene of a fight
Where such an explosion of feathers littered the site.
Cooper's and sharp-shinned hawks like cities, the former more so,
And window-stunned or killed birds are fast food to go,
But it's a risky venture that may result in hunter mortality,
For both hunted and hunter, human-caused death is reality.
I'll always be looking out windows to see my friends, the birds,
Whose sense of freedom they instill is hard to put in words.

THE OUTINGS COLUMN ... will



return in February

Dave Duffus
will provide
January
outing

information at the club's
Jan. 6 meeting. In the
meantime, you can get
information from **Dave** at:

[outings@peterboroughphoto
graphicsociety.com](mailto:outings@peterboroughphotographicsociety.com).

Helpful Web Resources For Members

Here are some resources from
which members might benefit:

1. Many Nikon SLR cameras allow you to shoot in RAW+JPEG mode so you can have the best of both worlds. You get JPEG files for quick review and NEF (raw) files for ultimate quality Embedded in every raw file you shoot is a full sized jpeg preview image that you can easily extract when you are done shooting:
<http://www.earthboundlight.com/p-hototips/nef-jpeg-preview-extractor.html>
2. If you like to see all your exif data here is another excellent program called Opanda that shows everything in your data including shutter count. After opening the download page scroll down to the free versions to download:
<http://www.opanda.com/en/download/index.html>

HOW TO SUBMIT IMAGES FOR THE MONTHLY SLIDE SHOW

George Giarratana has taken over Projectionist duties from Terry Carpenter.

Members are welcome to submit up to two images each for the monthly theme and photographer's choice slide show, as well as one image for image review, and up to five images for each outing.

The deadline for submitting your images is always midnight the Friday night before the meeting. To submit, you must now **e-mail your images to a new e-mail address:**
 ppsimages@peterboroughphotographicsociety.com

Before doing so:

- they must be named and resized as instructed below.
- images must be in JPEG format
- please ensure your images are sent as an attachment with your e mail

When re-sizing your horizontal or landscape JPG image, re-size the width to 1024 pix, and let the height adjust automatically.

When re sizing vertical or portrait JPG images, adjust the height to 768 pix, and let the width adjust automatically.

CATEGORY INITIALS WOULD BE:

C FOR IMAGE REVIEW
P FOR PHOTOGRAPHERS CHOICE
T FOR THEME
O FOR OUTING **(USE LETTER O NOT NUMBER ZERO)**
OB FOR BREAKFAST SHOOT **(USE LETTER O NOT NUMBER ZERO)**

NUMBERS WILL BE 1 OR 2 FOR EACH IMAGE IN CATEGORY AND 1 TO 5 FOR EACH OUTING, DEPENDING ON HOW MANY IMAGES YOU SUBMIT PER OUTING.

Only one image can be entered for the image review category. Please ensure a space is placed between the number and your name.

FOR MEMBERS NOT WISHING TO PUT THEIR NAMES ON IMAGES PLEASE REPLACE NAME WITH THE LAST FOUR DIGITS OF YOUR PHONE NUMBER /E P1 SPACE 1234 or P2 ####

SAMPLES OF THE NAMING SYSTEM ARE AS FOLLOWS:

P1 TERRY CARPENTER OR P2 TERRY CARPENTER (FOR PHOTOGRAPHER'S CHOICE)

T1 TERRY CARPENTER OR T2 TERRY CARPENTER (FOR THEME)

C1 TERRY CARPENTER (FOR IMAGE REVIEW) Only one image can be entered for the image review category.

O1 TERRY CARPENTER UP TO O5 TERRY CARPENTER (FOR EACH OUTING) **(USE LETTER O NOT NUMBER ZERO)**

OB1 TERRY CARPENTER UP TO OB5 TERRY CARPENTER (FOR BREAKFAST SHOOT OUTING) **(USE LETTER O NOT NUMBER ZERO)**

After resizing and renaming your photo(s), please send JPEG images as an attachment to your e-mail and send to:

ppsimages@peterboroughphotographicsociety.com

Thanks for submitting your images and we look forward to viewing your pictures.

Member Slideshow Challenge Themes

January: low light/night

February: white on white

March: macro/close-ups

April: speed

May: reflections

June: bokeh/blur

December 2: Club Gets Into the Spirit of Christmas!

PPS Annual Christmas Dinner



Photos by Paul Macklin




Member News

New Year Begins With Good News for Terry Carpenter

Congratulations to Terry Carpenter. He found out on Dec. 24 that one of his images, *Algonquin Sunrise in the Mist* (at right), was printed in a 2015 Forests Ontario calendar.

Forests Ontario is dedicated to the renewal and stewardship of Ontario's forests. It is committed to the re-greening of Ontario through tree planting on private rural lands, focusing on education surrounding the management of our forest ecosystems, and creating a strong public presence advocating for abundant, healthy and sustainable forests.



THE JOY OF PHOTOGRAPHY COMES TO CRANGLE

... from his Dec. 2 presentation at the PPS annual Christmas meeting ...

by Brian Crangle

Image Taken Nov 4, 2008

Part 1. Prelude

'Twas a morning in November,
As I very well remember,
At six am I was in bed, reclined,
With my bride alongside of me,
And the early light to guide me,
My Nikon was the last thing on my mind.

My advances were rebuked,
So I got my gear and toque,
To ward off the early morning frost,
I no longer was enflamed,
My ardor it was tamed,
So I headed for some early morning shots.

Part 2. The Journey

With a Sigma 10 to 20,
An angle that is plenty,
I wondered which direction I should head.
So I hopped in my MG,
The top was down you see,
And to an Eastern pathway it was lead.

My gear was in the trunk,
With lots of other junk,
But I listened to the voice of that Terry chap,
"A tripod you will need,
If you're wanting to succeed."
I knew this wasn't just a load of crap.

The sun was now arising,
And my spirits were surprising,
As to the Lift Lock I did wend my way.
I drove up to the top,
My jaw began to drop,
The light was perfect this November day.

Part 3. The Action

Now came a fiercer test,
It was tougher than the rest,
Where would I find the picture winning angle.
I walked behind the gate,
'Twas illegal I must state,
but nothing stops a most determined Crangle!

My brain was in a muddle,
With the tripod I did struggle,
But finally all was focused and in view,
Five seconds said the timer
F8 would make it finer,
This was a winning picture I just knew.

I pixel peeped the screen,
The image it was clean,
I've heard that photography should be slow,
But my foot was to the floor,
As I wanted to see more,
And homeward in my MG I would go!

Part 4. The Image

I got to my abode,
The pic I did download,
And this is what then came up on my screen,
It was well worth the wait,
The image it was great,
The best wide angle I had ever seen.

Now what do you suppose,
But I put it in some shows,
And several copies were purchased with glee,
The Hospital displayed it,
I knew that I had made it
The Joy of Photography had come to me!

