



The Viewfinder

Newsletter of the Peterborough Photographic Society

September 2018

Editor: Judith Bain

ppsviewfinder@gmail.com

Page 1



President's Message By Margaret Hamilton

Well, it has been a very, very hot and muggy summer! I do hope each of you has found ways to stay cool and enjoy many summer activities, in spite of the heat!

My summer has been a mix of travel and working on a to-do list of things that needed to be done around the house, as we are thinking of selling and down-sizing next year.

In This Issue ...

- President's Message, pp 1-4
- Program Notes, pp 5-6
- Program Calendar, pp 7-8
- Workshop, pp 9-10
- Story Behind the Photo, p 11
- Photo Essay, p 12
- Location Challenge, p 13
- Outings, p 14
- Story Behind the Photo, p 15
- From the Editor's Desk, p 16
- Terry's Tip, p 17-18
- This is My Photo, p 19
- Travel Photography, pp 20-22
- Word Images, p 23
- Viewfinder Information, p 24
- The Parting Shot, p 25

Weeding the many gardens we have on our property has become a major pain. It takes me approximately three, four-to-five -hour days, to get it all weeded. We go away, and the only things that appear to be doing extremely well in this heat and humidity are the weeds! I've already weeded the entire gardens three times, and once again it's on my list to get done! It reminds me, every time, that I am not getting any younger. We also completely finished our garage with insulation, drywall, hanging systems, and we painted ceiling, walls, and stairs down to the basement below the garage. It has been a long and tedious project, but well worth the work.

We managed to spend four days in Ottawa to attend the Blues Festival, the Science and Technology Museum, the Lego art display, and the Ottawa Art Gallery. Along with these activities we were able to spend some quality time with my brother and sister-in-law talking, laughing, and enjoying a few 'beverages'!



President's Message cont'd

We then spent three days in Montreal and Old Montreal. We had not been there for at least 20 years! Old Montreal is as beautiful as I remember it to be and maybe even more so. The art galleries, and there are many, have such a wonderful displays of many local and Canadian artists. We did a bus tour of the entire city, which I highly recommend. We saw the laser light show at the Notre Dame Basilica, and we managed to eat our way through some delicious food at just a few of the great restaurants.

After Montreal, we went and spent two days with a friend in Brockville, and once again saw and experienced Brockville like we had not ever done in the past. It is a beautiful town.

We will close out our summer with our youngest daughter and two of our grandkids coming for a few days. We rarely get time together, so it makes it extra special when it happens.



President's Message cont'd

As I stated at the beginning, I hope you all have had a great summer, and I look forward to hearing and seeing your experiences via some of the photos which I expect to see in some of our member submissions.


Let me remind you that our first meeting of the season is Tuesday, September 4th at 7:00 p.m. Membership fees will be due for 2018 – 2019 season. Fees are \$45.00 per person, \$60.00 per family, and \$25.00 for students.

If you have a friend or two who is curious about our club and photography, please invite them to join you. The first and second visits are free.

We will have elections at the May meeting in 2019. I am hoping there will be a few of you who will decide to mentor for a particular position. It can't, nor should it be, the same people holding positions. To grow this club, new ideas and new people willing to volunteer for the Executive will only make our club stronger.

See you on the 4th!





Program Notes By Terry Carpenter

For the first meeting of the year, on September 4th, 2018, I am pleased to welcome Mr. Michael Bons to present his wonderful program on hummingbird photography. I have seen his presentation before, and was very impressed with Michael's images, and how he has been able to achieve his remarkable photos. Michael has been kind enough to travel from Stirling to show us how he takes hummingbird pictures in natural light, natural light with fill flash, and pictures taken with a multi-flash setup. He is a very talented and accomplished photographer, not only with birds, but with many other diverse subjects. Visit his website and his face book page at <https://www.mikebons.com/> and <https://www.facebook.com/MikeBonsPhotography/>

This is My Photo

As you might have seen on the Program Calendar that I sent out a few weeks ago, we are trying a new addition to the meetings called ***This is my Photo***. The first member to participate in this will be Lydia Dotto on her "Electronic Snowflakes". A copy of the calendar is included on the next page.

Don't forget to submit your images by the last Tuesday before the meeting, which is August 28, 2018.

We look forward to seeing your Outing photos from the Dragon Boat races and Griffin Gardens in June.

The theme for this month is **CHROME**.

2018-19 Image Themes

Sep.: Chrome

Feb.: Portrait

Oct.: Modern Architecture

Mar.: Graffiti

Nov.: Nature's Abstract

Apr.: Holes

Dec.: Through a Window

May: What is it?

Jan.: My Street

Jun.: Clouds

Program Notes Cont'd

Some Things Remain the Same

Some events and challenges that will be re-surfacing this year include the Brown Bag Exchange, Christmas Dinner, the Location Challenge, and an ongoing Buy & Sell. In addition there will be a few workshops, and a new feature, *This is My Photo*, at the meetings.

The Return of “The Clothesline”

The Clothesline returns at the September Meeting, and all subsequent meetings. Bring your un-framed prints to Paul Macklin and he will have them pinned on the line for the duration of the meeting.

Do You Need Help With Computer Work?

Any member who needs assistance with the computer aspects of photography may feel free to approach our Web Master, George Giarratana, at any meeting, for advice and assistance. Issues with post-processing, cropping, preparing photos for export, etc., are the things that George can help you with.

September Outings

Regular Outing

September 15th


Guildwood Park, Scarborough

Breakfast Outing

September 29th

Paul's & Dawn's Cottage

Chandos Lake



Program Calendar By Terry Carpenter

Hi Folks

As your new Programs Director, I have been able to prepare a calendar listing speakers and events for the up-coming season. (Please see the next page.) We will have speakers on Flash photography, bird photography, Outdoor tripping photography, and let's not forget our own member's presenting, *How to capture movement*, *Night time photography* and *The Challenge of Photography in Morocco*.

I am going to try a few new ideas this season, the first one being ***This is my photo***. One member at every other meeting can bring a photo, or a short series of photos, and tell us Why, Where, and How the image was made (for up to 5 minutes). It could be anything from special effects to a favourite place, etc. Members will then be able to ask questions. If you feel you would like to take part in ***This is my Photo***, please contact me at: ppsphotos@cogeco.ca

The first four members who contact me will have priority. We already have the first member prepared to talk at the September meeting.

At the December meeting, we will have members' five-slide essays. Members are asked to put 5 images in an order to tell a story. This could be kids playing, a wildlife story, or sports event. The possibilities are endless. Two extra images will be allowed for a title and ending. **Seven images total.**


We will have a couple of workshops throughout the season. There will be one on smoke photography, and the other will be about lighting and portraits. (Please see the calendar.) We will still be continuing with the Members' five-minute slide shows, the Challenge images, and the Brown Bag evening. All in all, it should be a very entertaining, instructional, and full season ahead.

Cheers Terry Carpenter
Programs and Projectionist

Program Calendar cont'd

2018 –19 Program Calendar

Sept 4 th	Michael Bons: Hummingbird Photography Instructional http://www.mikebons.com/	THIS IS MY PHOTO: Lydia Dotto electric snowflake	THEME: CHROME
Oct 2 nd	Michael Willems: Flash Photography Instructional http://michaelwillems.ca/	CHALLENGE IMAGES	THEME: MODERN ARCHITECTURE
Nov 17 th	Workshop on smoke Photography Mike and Lori Cummings garage, and shoot their farm in the afternoon (not an outing so no images for outing theme)		
Nov 6 th	Tony and Kathy DeGroot: Will share their experiences with outdoor photography. They have camped and canoed all over Ontario. http://tonydegroot.com/	THIS IS MY PHOTO	THEME: NATURE ABSTRACT
Dec.4 th	Christmas dinner and Members' five-slide essay	CHALLENGE IMAGES	THEME: THROUGH A WINDOW
Jan. 9 th	George Dimitroff: The Challenge of Photography in Morocco	THIS IS MY PHOTO	THEME: MY STREET
Feb. 5 th	Dave Duffus: Night Photography, instructional	CHALLENGE IMAGES	THEME: PORTRAIT
Mar.5 th	Lydia Dotto: Capturing Movement, instructional.	THIS IS MY PHOTO	THEME; GRAFFITI
Apr. 2 nd	Brown bag images	CHALLENGE IMAGES	THEME: HOLES
May 7 th	EXECUTIVE ELECTIONS and Members' 5-minute slide shows	THIS IS MY PHOTO	THEME: WHAT IS IT?
June 4 th	End of year members' slide shows. Ice cream social	CHALLENGE IMAGES	THEME: CLOUDS
TBA	Workshop with Paul Macklin and George Dimitroff on Lighting and Portraits		



Workshop By Terry Carpenter

Smoke Workshop

In the past, when I have shown my presentations on *My Abstract World* and *Abstract and Special Effects*, many members have asked how I make the smoke images. Here is your chance to find out how it is all done.

On November 17th, I will be holding a workshop on Smoke Imaging. The location will be Mike and Lori Cummings' farm. This will be a fun hands-on workshop, so bring your camera and a macro lens, or something in the 18 to 80mm, or similar, lens. If you own a tripod, bring that too, but it's not actually needed.

For Canon and Nikon users everything will be set up for you to start shooting. We will try to accommodate users of other camera brands, but you will have to bring a flash to suit your camera. If you have a flash extension cord or remote triggers to suit your camera bring those too.


As I mentioned, this is going to be a fun day. If we have enough members sign up we plan for a potluck lunch. If not, we can bring our own sandwiches. I will supply bottled water. After lunch we can still do some more smoke photography, or we can go around the farm to shoot some great images. I would like to thank Mike and Lori Cummings for offering to host the workshop, and for the use of their garage and property. Please note, the images shot at this workshop are not for an Outing category, but can be used in the PC category.

The workshop will start at 9:30 am on Saturday, the 17th of November at Mike and Lori Cummings' farm. Sign-up sheets will be provided at the September, October, and November meetings. Or please send me an e-mail (ppsphotos@cogeco.ca) if you wish to attend.

A map and further instructions will be provided to those who are attending.



THERE WILL BE NO SMOKING ALLOWED AT THE SMOKE WORKSHOP. (*I know, it's a bad joke.*)

Cheers Terry Program Director and Projectionist



Workshop Cont'd

Smoke Workshop





The Story Behind the Photo by Lydia Dotto

Taking Out the Diapers

This adult grackle is removing a fecal sac — in effect, a dirty diaper — from a nest containing its newborn chicks. The babies of many bird species excrete their poop conveniently encased in a thick bag of mucus that the adults can easily pick up in their beaks for efficient disposal outside the nest. This makes keeping the house clean a lot easier. It also eliminates the smell of feces that might attract predators to the nest.



Photo Essay By Paul Macklin and Brian Crangle

June's Ice Cream Social





Location Challenge By Brian Crangle

Confederation Park

The Challenge due at the October Meeting will be "Confederation Square" ... anywhere in the Cenotaph park, opposite City Hall. You still have a month 'til October. No excuses!





Outings By Dave Duffus

Guildwood and Chandos Lake!

Breakfast Outing:

September 29th: Paul and Dawn Macklin have graciously offered us the use of their cottage on Chandos Lake for our Breakfast Meeting this month. Arrive for muffins & coffee at 8:30. Hamburgers and sausages will be provided by Dawn and Paul for lunch. Contributions of salads, h'ors d'oeuvres, or desserts are requested. Details and directions will be available at the September meeting. This trip is an all-day event that always draws a good crowd.

Regular Outing:

September 15th: The Regular Outing will be to Guildwood Park, in Scarborough. I will have directions and a map at the September meeting. We will leave the Harper Road parking lot at 8:30 a.m.

October Outings

October 13th: The Breakfast Outing will be at Millenium Park. We will meet at the park at 8:30 a.m. Breakfast location TBD.

October 17th -18th: The Regular Outing will be an overnight trip to Algonquin Park. If you intend to stay in Whitney, or camp in Mew Lake, you should make your reservations sooner rather than later. More info to come in September.

If anyone doesn't attend Outings because you need a ride, please let me know & arrangements can be made. This year, you should get to at least one outing. It's a great chance to get photos and learn something new from other photographers.

NOTE: If you plan to go on one of the Outings, please sign the sheet at the meeting, or send Dave an e-mail. It's much easier to make reservations when we know how many will be attending. Thank you!



Guildwood Park. Stock Photo.



The Story Behind the Photo by Lawrence Wicks

Little Lake Sunset

I was at Staples / Home Depot one day, and saw an unusual sunset developing. Since I usually carry a camera with me, I thought, "Where can I go to get some good shots of this?". My answer, "Little Lake reflections!", and I hustled over to the cemetery and got several good shots of this with my P510.

This one is on my business card.





From the Editor's desk By Judith Bain

Your Newsletter Needs You!

This is a reminder to all PPS members that ***The Viewfinder*** is YOUR newsletter.

We can only continue to publish our monthly editions if we have contributions from the membership. Please contribute to the PPS by sending articles, photos, and photography-related information for inclusion in *The Viewfinder*. Thank you!

Equipment Sell / Swap

A table will be available at every meeting so members may display any photography-related gear that you wish to sell or trade.

September Meeting

Tuesday, September 4th

7:00 PM

@ the Lions Centre,
347 Burnham St.,
Peterborough, ON.

Viewfinder Seeks Submissions From Members

The Viewfinder invites PPS members to submit their work for any of the following features:

- The Story Behind My Photograph:** Send in one or more photos and the story behind them.
- Photo Essay:** Send in a series of photographs on a topic or location.
- Insights:** If you would like to contribute an essay with photos on anything to do with photography, you are welcome to send it to us.
- The Parting Shot:** Send in a photo with date, time, location, aperture, shutter speed, and ISO.

Terry's Tip of the Month

Level Horizons

Most of the time you'll want the horizon in a picture to be level. This is especially true if you're shooting lake scenes or seascapes. Otherwise, the water or horizon will appear tilted and to be running out of the frame.

Some cameras have a grid overlay that can be activated in the eyepiece or live-view screen by searching in the menu. This will ensure that the horizon is level. It may also have an electronic level display that can be superimposed over the image in live view or, as my Nikon has, a level display right in the eyepiece.

The only drawback to using live view all of the time is that it will drain the batteries.

If your camera lacks these features, use the rows of autofocus points that you can see in the viewfinder. Also available is a level bubble gadget that slides into your camera's hotshoe. These should give you a fairly good idea of a straight horizon.

MONTHLY QUOTES


When people ask me what equipment I use – I tell them my eyes.”

— **Anonymous**

Buying a Nikon doesn't make you a photographer. It makes you a Nikon owner.

Author Unknown

Terry Carpenter




Tip of the Month cont'd




FLASH HOTSHOE
LEVELS



EYEPIECE GRID





New Feature at Meetings by Terry Carpenter

This is My Photo

As you might have noticed from this year's calendar, I would like to introduce a new addition to the meetings called **This Is My Photo**. We will have **This is My Photo** and **The Challenge** on alternate months, starting in September. So **The Challenge** with Brian Crangle will continue.

I am asking for volunteers to submit one or more images that they can talk about for up to 5 minutes, and then it will be open for the members to ask questions or add comments. The images submitted could be an unusual photo or an image that required some enterprise to accomplish. Also, it could be a photo that has been created in your computer. Or, it could be a fantastic image that you would like to tell the club members about, such as where, when, and how you were able to accomplish the final picture. If you are interested in submitting an image for **This is My Photo**, please contact me at ppsphotos@cogeco.ca.





Travel Photography by Don McLeod

Sixth Street

During the Spring and Summer of this year, I have been travelling to Northport, Michigan. Northport is a small town on Grand Traverse Bay, north of Traverse City, in the State of Michigan. During my travels I explored Traverse City, also. I came across 6th Street and was impressed.

It gave to me the image of what might be said to be a pleasant street in a pleasant American City. I went back to photograph the homes; wishing I could get some history of the street. Later, I happened to pick-up the Traverse City 2018 Visitors Guide. The following description is from that publication.

"Traverse City's most elegant thoroughfare is Sixth Street, known a century ago as "Silk Stocking Row," lined with graceful Victorian homes and tall shady trees, and paved with dark red bricks that came as ballast in the holds of sailing ships. At the end of the nineteenth century this was the preferred residential street for the city's commercial and manufacturing elite - most notably Traverse City Founder Perry Hannah, whose statue in Hannah Park marks the street's eastern end and whose imposing 1891 mansion set the tone for the rest of the neighborhood.


(Norton, Mike. "Streets of Traverse City", *Traverse City, 2018 Travel Guide*, 2018, p. 30.)"



Travel Photography cont'd

"The Hannah House (now a funeral home) has more than 40 rooms (each paneled in a different wood) and ten fireplaces. Across the street is the imposing Carnegie Library built in 1904, now home to the CROOKED TREE ARTS CENTRE. But there are splendid homes up and down the street for six blocks, all the way to Division. Unlike the older neighborhood along Washington, Sixth Street was a "planned community" whose houses were all sited the same distance from the street. Most of them - especially those closest to Hannah's amazing Victorian confection - were built in the exuberant Queen Anne style with lots of gingerbread, gables, towers and turrets. There is, for instance, the 1894 home of former city clerk Charles Beers at 213 Sixth, the lovely "honeymoon cottage" at 501 Sixth, built in 1892, and the 1886 Cuyler Germain house at 333 Sixth.

(Norton, Mike. "Streets of Traverse City", *Traverse City, 2018 Travel Guide*, 2018, p. 30.)"



Travel Photography cont'd



Work Cited: Norton, Mike. "Streets of Traverse City", *Traverse City, 2018 Travel Guide*, 2018, p. 30.

With gratitude to Henry Christiansen for his assistance in photo editing. He is a master at Lightroom and Photoshop.



Word Images (Poetry)

The Inspiration of a Tree

By Murray Arthur Palmer, © 2017

Only feet from a trail following the Sandy Lake shore
Stood a white pine aged a hundred years, perhaps more.
To me it's always been a hollow stump waist-high.
Now a pine sapling within it reaches for the sky.

Bearing patchy burns, axe cuts and woodpecker excavation,
Its ridged, lichen-sprinkled surface invites exploration.
The mid-afternoon sun makes the sapling's needles shine,
Defining it with bright tone, searing it in my mind.

The fertile, moist soil and symbiotic fungus did empower
Several years ago a seedling no larger than a flower
To grow up from the dark shell wherein it took root,
Producing this image my words strive to suit.





The Viewfinder

Newsletter of the Peterborough Photographic Society

Editorial

Editor: Judith Bain

Departments

President's Message: Margaret Hamilton

Program Notes: Terry Carpenter

Outings: Dave Duffus

The Projectionist: Terry Carpenter

The Challenge: Brian Crangle

Terry's Tip of the Month: Terry Carpenter

This is My Photo: Terry Carpenter

Contributors

Murray Palmer, Don McLeod, Paul Macklin, Lawrence Wicks, Lydia Dotto, Terry Carpenter, Brian Crangle

Viewfinder Submissions

We encourage club members to submit their photos and personal news, as well as articles, poetry, writing, and humour about photography and our club.

Text submissions should be in one of the following file formats: .doc, .rtf, .odt, or .pub. Image files in formats such as .jpeg, .tiff, .gif, or .png graphic file.

The editor reserves the right to edit all submissions for size, content, and style without consultation.

All content remains the intellectual property of the creators, and copyright is held by them. It may not be copied, reproduced, printed, modified, published, up-loaded, down-loaded, posted, transmitted, or distributed in any way without written permission.

PPS Executive

President: Margaret Hamilton

Vice-President: Claude Denis

Secretary: Pat Carpenter

Treasurer: Kathryn Danford

Past-President: George Dimitroff

Outings Director: Dave Duffus

Program Director: Terry Carpenter

Membership Director: Dawn Macklin

Member-at-Large: Paul Macklin

Member-at-Large: Guy Ridgway

Projectionist: Terry Carpenter

The Viewfinder Editor: Judith Bain

Website & Social Media

Director: George Giarratana



Contact Us

The Viewfinder is the newsletter of the Peterborough Photographic Society. It is published 10 times a year from September to June.

Write to us or send us your stories, images, articles, poetry, ideas, and your humour, here at ppsviewfinder@gmail.com. You can also visit our website at:

www.peterboroughphotographicociety.com.

We're also on Facebook! You can find us at www.facebook.com/PeterboroughPhotographicSocietyCanada.

The Parting Shot

By Lydia Dotto

