

# The Viewfinder



## President's Message By Claude Denis

### Motivation

For the last few months, I have been reflecting on the issues of my retirement, closing my business, selling my work trailer, and many of my tools, and I find myself reflecting on a poster my wife and I made years ago. We took a photo her father had shot of our sailboat with the sunset in the background, and over it we printed a quote: "For the truth is that I already know as much about my fate as I need to know. The day will come when I will die. So, the only matter of consequence before me is what I do with my allotted time. I can remain on the shore, paralyzed with fear, or I can raise my sail and dip & soar in the breeze." (From "First You Have to Row a Little Boat", by Richard Bode.)

My allotted time will include more and better photography, to not just fill in the time, but to help me to continue to learn more and more about myself, and more about the world around me. It's a tool that helps me focus and connect with my environment, which, as with many people, went on the back-burner while I worked. In my search for photographic inspiration, I came across an article on how to stay motivated with our photography. It said ...

#### In This Issue ...

- [President's Message, pp 1-2](#)
- [Program Notes, pp 3-6](#)
- [Story Behind the Photo, p 7](#)
- [Photo Essay, pp 8-10](#)
- [Photo Submissions, p 11](#)
- [Outings, p 12-13](#)
- [Word Images, p 14](#)
- [In Memoriam, p 15](#)
- [From the Editor's Desk, p 16](#)
- [Viewfinder Information, p 17](#)
- [The Parting Shot, p 18](#)

1. Carry your camera at all times.
2. Start your own 365 Project (You take one photo each day).
3. Get critiqued (Ask others what they think of your photos).
4. Join a community.
5. Give yourself assignments (Send photos to PPS Themes and Challenges).
6. Change locations (Go for your walk in a different place every time).
7. Learn something new.
8. Experiment.
9. Follow other photographers who inspire you.
10. Find beauty in the commonplace.
11. Make prints or show your photos, maybe at PPS.

Cont'd on Page 2

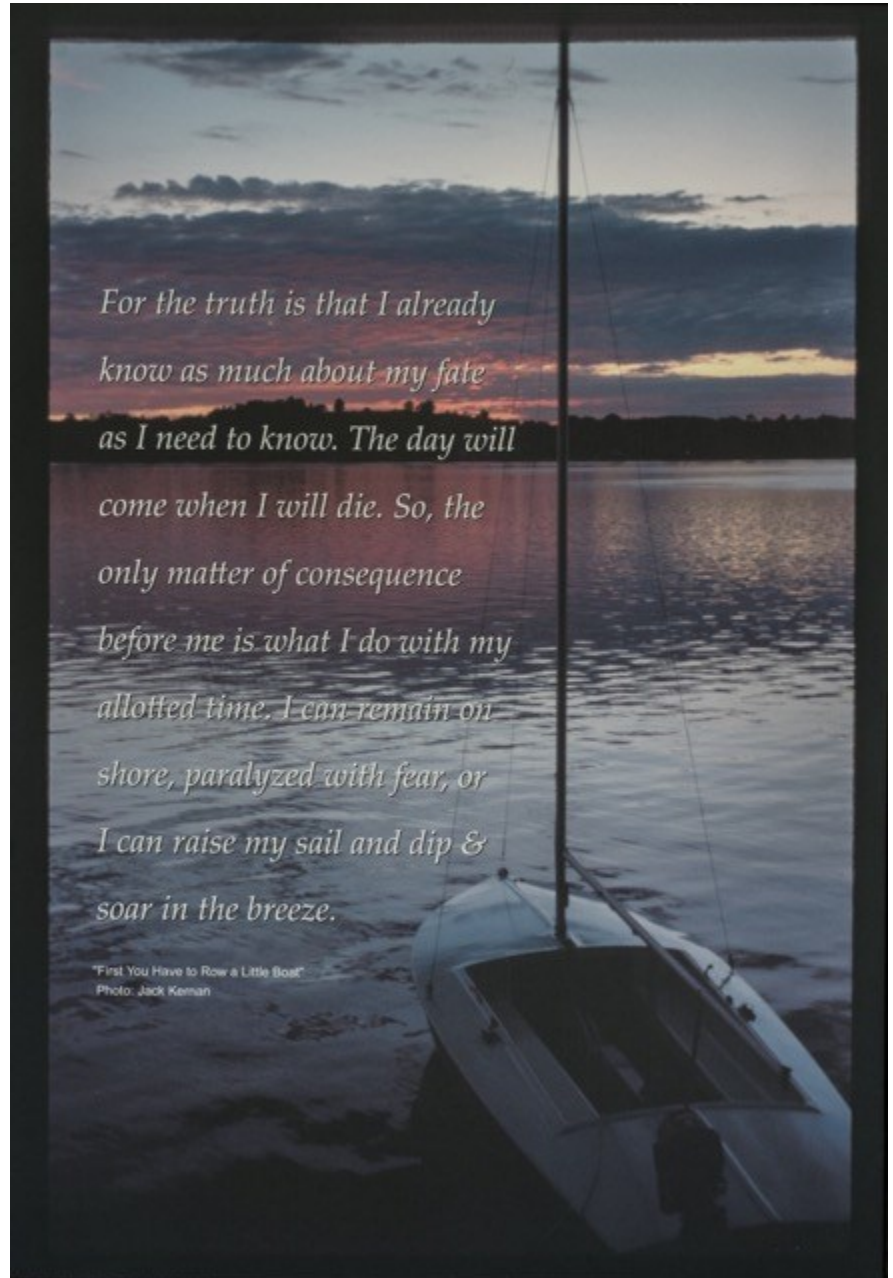
## President's Message Continued

To quote Huntington Witherill in his *Lenswork* article:

“Remember that recording is the last step in a process that begins with observation. Looking deeply to see the relationship is the heart of photography as art - a statement devoid of any reference to the camera used. Photographers spend considerable effort to find the perfect placement for the camera - where to place the tripod or where to stand. The sensitivity also applies equally to images made with any equipment.

Don't just whip out your smartphone and snap away; think, look, feel, experience, live - and then photograph.”

In my retirement I look forward to a deeper and richer relationship with my photography, which means I will have to step out of my daily habits, the ones that keep me from exploring new avenues of expression and growth.





## Program Notes By Guy Ridgway

### SEPTEMBER SPEAKER

Our own George Dimitroff provided a highly informative presentation, "Adobe Lightroom - Where Do We Go Next?" The talk was aimed at everyone on the post-processing "spectrum", or as George says, from those who maintain that "Photography should be accomplished in the camera!" to those who declare, "All forms of image editing qualify as photography!" Whether you presently use Adobe Photoshop and/or Lightroom, or are already using alternatives to these image-editing products, and for those thinking about getting into photo editing, this talk had something for everyone. George's partial motivation for addressing this subject stemmed not only from Adobe's adoption of a subscription marketing model, but also from a recent controversy regarding a potential cost-doubling of their Photography Plan (Photoshop and Lightroom) to \$20 US per month, which led a number of Youtube professionals to swear off Adobe products, resulting in much online "drama" as George rightly put it. In that regard, George presented several interesting details regarding Skylum's Luminar (<https://skylum.com/luminar-2c>), and in particular that product's offering of one-click adjustments that can be used to enhance any type of image. As for Adobe, it should be interesting to see how the debate unfolds, with some photographers seeking Photoshop/Lightroom challengers and others persisting with the company's subscription products.

George has kindly provided a comprehensive set of notes from his talk, which will be found on the PPS website under "Speaker's Notes". Those include detailed lists of alternatives to a number of Adobe products (including Photoshop and Lightroom), along with several free products.

Our thanks to George for such an engaging talk.



Program Director, Guy Ridgway, thanks George Dimitroff for his presentation at the September meeting. Photo by Paul Macklin.

Continued on Page 4

# Program Notes Continued

## **OCTOBER SPEAKER**

### **Dave Ellis (*Peterborough This Week* photographer): Our Local Wildlife**

Our upcoming speaker will be Dave Ellis, wildlife photographer and regular contributor to *Peterborough This Week*.

Dave is a well-known resident of the Omemee area who spends most days out in the local woods or swamps looking for birds and animals to observe and photograph. In his own words, "We are so lucky to have such an abundance of wildlife all around us here in the Kawarthas. My favourite things to shoot are the raptors, especially the bald eagle and the herons. I have been doing this for several years now, and thoroughly enjoy being out in nature almost every day". Indeed, anything from a rare white robin to a monarch butterfly, or from a bull moose to a pied-billed grebe; it's all fair game for Dave's lenses.

His talks throughout the Kawarthas are very popular and in demand. Don't miss out on this opportunity to discover Dave's stories about our local wildlife from such an accomplished photographer.

Visit Dave's flickr page to get a sampling of his photography: <https://www.flickr.com/photos/ourlocalwildlife/>

### **Prepare for the December Five-Slide Essay**

Following a very successful re-introduction last year, we are reprising The Five-Slide Essay for our December meeting. Just as before, this event encourages members to present five images to tell a story. This could be about anything that can form a story in images.

What we're talking about is a collection of images placed in a specific order to tell about a progression of events, emotions, and concepts. It's like a normal essay, but translated into photographic images. It could be about: a special family event such as a birthday or reunion; a day in the life of a family member or friend; a place or places that you've visited; a hobby or pastime that you enjoy most; a series of wildlife or pet images, etc. It can be light-hearted or serious, funny or sad, or thought-provoking, which means it can be just about anything you throw your imagination at. Want some inspiration or ideas? Just search the Web for "Photo Essays".

The show can only contain five images plus one title slide and one ending slide for a total of seven slides. They can be put to music or you can talk about them. They can be made into a slide show or presented individually, so long as it doesn't contain more than five images. "Once completed, submit the images or slide show via the Dropbox link, "SLIDE SHOW SUBMISSION", provided on page 11."

Guy Ridgway

[PPSPrograms@gmail.com](mailto:PPSPrograms@gmail.com)

Continued on Page 5

# Program Notes Continued

## The Clothesline

The Clothesline is a place where you can display your photo prints at any meeting. Bring your un-framed prints to either of our Members-At-Large, Anita Erschen-Pappas or George Gillespie, and they will have them pinned on the line for the duration of the meeting.

Each meeting will also feature a **Buy & Sell** table.

## Do You Need Help With Computer Work?

Any member who needs help with the computer aspects of photography may feel free to approach our Web Master, George Giarratana, at any meeting for advice and assistance. Issues with post-processing, cropping, preparing photos for export, etc., are the things that George can help you with.

If you are new to the PPS, I encourage you to contact me with any questions about the program and especially invite you to participate in all available activities and outings. We are always looking for people willing to give a talk on their favourite photographic subjects.

Everyone, let's get out and shoot! We want to see, and hear about, your images!

### 2019 - 20 PHOTO THEMES

October: Dilapidated Buildings

November: Leaves

December: Simplicity

January: Long Exposure

February: Moody Landscape

March: Nature's Abstract

April: Shadows

May: The Colour Purple

June: Peeling Paint

Continued on Page 6

# Program Notes Continued

## SMOKE PHOTOGRAPHY WORKSHOP OCT 26TH 2019

In the past, when I have shown my presentations on My Abstract World and Abstract and Special Effects, many members have asked how I make the smoke images. Here is your chance to find out how it is all done.

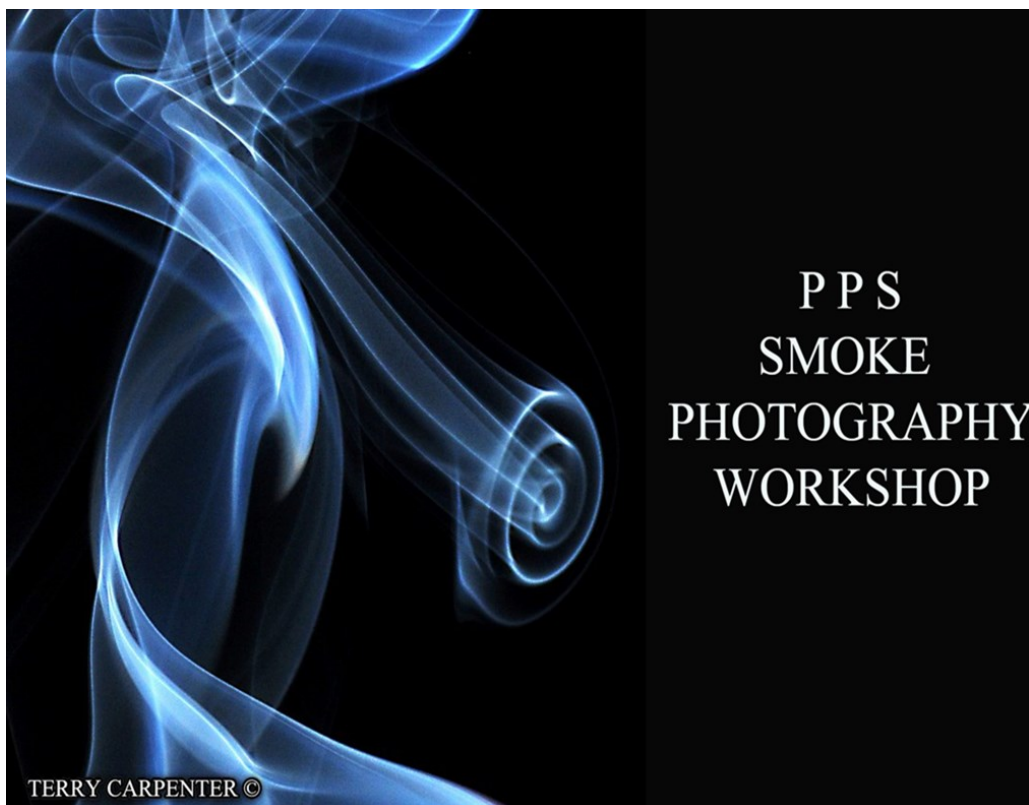
On Oct 26<sup>th</sup> 2019, I will present workshop on Smoke Imaging. This will be a hands-on workshop so bring your camera and macro lens, or something in the 18 to 80 mm, or similar, lens.

Water will be supplied, but please bring your own lunch. This is going to be a fun day. After lunch we can still do some more smoke photography or we can go around the farm to shoot some great images. I would like to thank Mike and Lori Cummings for offering to host the workshop, and for the use of their garage and property. Please note: the images shot at this workshop are not for Outing category but can be used in the PC category. Important: Please make sure you sign up Don't just show up as we need to know how many to accommodate.

The workshop will start at 9:30 am on Oct 26th , at Mike and Lori Cummings farm. Sign up sheets will be provided at the September and October meetings, or please send me an e-mail to [ppsphotos@cogeco.ca](mailto:ppsphotos@cogeco.ca) if you wish to attend.

A map and further instructions will be provided for those attending.

*Terry Carpenter*





## The Story Behind the Photo By Guy Ridgway


### Once Upon a Time in the Forest

Here's an example of a post-edited image based on a photo I recently took in the Achray campground, Algonquin Park. The original image from my Canon 5D Mk III with my 17-40mm wide angle lens has been modified using three software applications: the freely available Nik Collection (DxO), the non-free Topaz Studio 2 (Topaz Labs), and Photoshop. The original image is shown to the right of the edited version.

My vision was to bring about a somewhat disturbing feel to an otherwise unremarkable image of a forest interior. The end result was intended to suggest a normal foreground scene, as rendered by the sharply focussed and clearly lit pine tree trunk, and a dark and foreboding forest interior into which the eye is led. The viewer is thereby made wary of ever venturing forward beyond the relative comfort of the near zone.

From the Nik Collection I chose the SilverEfeXPro app's Pinhole filter to provide a dark vignette with highly-structured details, and, in Photoshop, a layer mask to emphasize the light in the centre of the image and to provide some dodge-and-burn strokes on individual tree trunks. On another Photoshop layer, I used a combination of the Smudged 1 and Colour Burst filters from Topaz Studio 2 to render the soft, eerie glow in the forest interior. I used a mask on that Photoshop layer to leave the detail in the foreground pine trunk. Beyond that I used Photoshop's Selective Colour and Hue/Saturation adjustment layers to beef up the colour and saturation of the foreground pine tree, then finished it all off with the Smart Sharpen filter applied only to the foreground pine.

This is just one example of how a digital image can be altered to nudge it in a more compelling direction.





## Photo Essay by Judith Bain

# Jokulsarlon Glacial Lagoon, Iceland

A few years ago, I went to Iceland for a photography workshop. One of our excursions was to the Jokulsarlon Glacial Lagoon. This is where icebergs are formed by the calving glacier, and they collect in this lagoon until the currents send them out to the Atlantic Ocean. Part of the time we spent walking along the shoreline, and later we piled into a zodiac for a larger tour of the lagoon.

The black lines or layers that you see in some icebergs are caused by the volcanoes that over the years have laid layers of ash over the countryside.



Continued on Page 9




# Photo Essay Continued



Continued on Page 10

**Photo Essay** Continued





# Photo Submissions By Terry Carpenter

## September Outing Submissions

The regular September Outing (on the 28th) to Macklin's cottage will be taking place after the September submission date.

**Therefore please submit images for this outing to the miscellaneous drop box no later than midnight October 29th, 2019.**

These will be shown with the regular outing images at the November meeting.

### THEME

<https://www.dropbox.com/request/PI6Ct9ao0FD4tGh0RVVZ>

### PHOTOGRAPHERS CHOICE

<https://www.dropbox.com/request/WrXhXynE8oSkHJISeg8L>

### PPS OUTINGS

<https://www.dropbox.com/request/DTXwY3DZUnvx5pTkhplr>

### SLIDE SHOW SUBMISSION

<https://www.dropbox.com/request/nAkecveBGzbcFn70ayqL>

### BREAKFAST OUTING

<https://www.dropbox.com/request/LPHwISzKKDx48tcckF5R>

### PPS MISCELLANEOUS FILES

<https://www.dropbox.com/request/YgrspDAPCXQWEZLsggal>



# Outings By Dave Duffus

## October Outings

**NOTE:** If you plan to go on one of the Outings, please sign the sheet at the meeting, or send Dave an e-mail. It's much easier to make reservations when we know how many will be attending. Thank you!

### **Breakfast Outing: October 5th**

In October, we will visit Harper Park for the Breakfast Meeting. We will meet at the park at 8:30 a.m., and go for breakfast afterwards.

### **Regular Outing: October 16th - 17th**

We will make our annual trip to Algonquin Park again this year. If you plan to stay overnight, you should either book a room in Whitney, or reserve a camp site at Mew Lake. Do this Sooner rather than Later! We will have a group dinner on Wednesday evening, and breakfast on Thursday morning. More details will be provided at the October meeting.

October Outings  
Breakfast Outing  
 October 5th  
 Harper Park  
Regular Outing  
 October 16th - 17th  
 Algonquin Park

Continued on Page 13

**If you are unable to drive, or you need a lift to an Outing, please be sure to call another PPS Member, who will be attending the Outing, and ask for a ride.  
There will always be someone available to help.**

# Outings Continued



Participants at the Trent Dam Park Outing on September 14th. Photo by George Giarratana.



## Word Images By Murray Palmer

### Now I See the Sun

Murray Palmer, 2017

"Just-look-at-me, just-look-at-me, just-look-at-me",  
Calls a five-inch, glowing, yellow bird,  
Flying like a roller coaster with infectious glee.  
A cheery American Goldfinch have I seen and heard.

You're the sun borne on wings, coming to my feeder,  
And I yearn for sunny days of summers past.  
Too much rain now makes them seem much sweeter,  
And leaves me wondering how long it will last.

Sometime in August to October you will breed  
When thistle down and seed is in good supply  
For the nest your mate builds, and you both feed  
Your young, or is this in fact really why?

Unlike most songbirds, your spring moult is complete,  
Likely leaving your bodies scant energy to nest then.  
She may leave the first brood in your care to meet  
Another mate with whom she'll nest again.



## IN MEMORIAM

I am sad to report the passing of PPS member Paul Starr. Paul was an active member of the club for several years. He exhibited at the Lang Hang, and although he was hearing-impaired, he attended most meetings, sitting close to the front, and gathering as much information as possible.

Paul had a good sense of humour and a wonderful attitude towards life.

We will miss you Paul.





**From the Editor's desk** By Judith Bain

## Your Newsletter Needs You!

This is a reminder to all PPS members that *The Viewfinder* is YOUR newsletter.

We can only continue to publish our monthly editions if we have contributions from the membership. Please contribute to the PPS by sending articles, photos, and photography-related information for inclusion in The Viewfinder. Thank you!

**Please Note:** If you like to participate in photo contests, please look at this web site: <https://www.photocontestinsider.com/>

### Equipment Sell / Swap

A table will be available at every meeting so members may display any photography-related gear that you wish to sell or trade.

### Viewfinder Seeks Submissions From Members

*The Viewfinder* invites PPS members to submit their work for any of the following features:

- The Story Behind My Photograph:** Send in one or more photos and the story behind them.
- Photo Essay:** Send in a series of photographs on a topic or location.
- Insights:** If you would like to contribute an essay with photos on anything to do with photography, you are welcome to send it to us.
- The Parting Shot:** Send in a an entertaining photo that you have taken.

### October Meeting

Tuesday, October 1st  
7:00 p.m.

@ the Lions Centre,  
347 Burnham Street,  
Peterborough



# The Viewfinder

## Editorial

Editor: Judith Bain

## Columns

President's Message: Claude Denis

Program Notes: Guy Ridgway

Outings: Dave Duffus

The Location Challenge: Claude Denis

This is My Photo: Guy Ridgway

Word Images: Murray Palmer

## Contributors

Guy Ridgway, Paul Macklin, George Giarratana, Brian Crangle, Judith Bain



## PPS Executive, 2019 - 2020

**President:** Claude Denis

**Vice-President:** Vacant

**Secretary:** Pat Carpenter

**Treasurer:** Kathryn Danford

**Past-President:** Margaret Hamilton

**Outings Director:** Dave Duffus

**Program Director:** Guy Ridgway

**Membership Director:** Linda Cardona

**Member-at-Large:** Anita Erschen-Pappas

**Member-at-Large:** George Gillespie

**Projectionist:** Terry Carpenter

**Website & Social Media Director:** George Giarratana

**The Viewfinder Editor:** Judith Bain

## Contact Us

*The Viewfinder* is the newsletter of the Peterborough Photographic Society. It is published 10 times a year from September to June.

Write to us or send us your stories, images, articles, poetry, ideas, and your humour, here at [ppsviewfinder@gmail.com](mailto:ppsviewfinder@gmail.com). You can also visit our website at:

[www.peterboroughphotographicsociety.com](http://www.peterboroughphotographicsociety.com).

We're also on Facebook! You can find us at [www.facebook.com/PeterboroughPhotographicSocietyCanada](http://www.facebook.com/PeterboroughPhotographicSocietyCanada).

[www.facebook.com/PeterboroughPhotographicSocietyCanada](http://www.facebook.com/PeterboroughPhotographicSocietyCanada).

## Submissions to The Viewfinder

We encourage PPS members to submit their photos and personal news, as well as articles, poetry, writing, and humour about photography and our club.

Text submissions should be in one of the following file formats: .doc, .rtf, .odt, or .pub. Image files in formats such as .jpeg, .tiff, .gif, or .png graphic file.

The editor reserves the right to edit all submissions for size, content, and style without consultation.

All content remains the intellectual property of the creators, and copyright is held by them. It may not be copied, reproduced, printed, modified, pub-



# The Parting Shot

By Brian Crangle

## IN THE DEAD OF THE KNIGHT

