

# The Viewfinder



## President's Message By Claude Denis

As this is the final Viewfinder for 2019-2020, I would like to thank all the members for their continued participation in what has been a difficult time. I hope you have a wonderful summer and take many photos that we can all enjoy when we meet again ...

I hope everyone is getting the full slide shows from Terry. I had a few calls from people saying they didn't see the Theme images, or that the quality was poor. The problem has mainly to do with the Members' Slideshow, which directs you to a very large file in Dropbox. The large size means that the entire slide show can't be streamed in its entirety directly from the Dropbox site. Rather, you need to follow the instructions below the yellow highlighted text near the end of the e-mail where it tells you how to download the slideshow and then double click the downloaded file to play it. This allows the entire slideshow to play and provides the best quality. The e-mail was sent on May 2, titled "PPS May video links".

It's amazing, really, the longer this isolation goes on the less productive I've become. You would think the opposite would be true, seeing that I have all this time on my hands. But now, with the nice weather at hand I seem to be coming out of a deep slumber, camera in-hand looking for any unsuspecting spring flower or newly arrived blossom. That also goes for birds, insects, and anything that will pause long enough for me to photograph it.

I seem to have entered a macro stage in photography, which helps me focus on the smallest of life's offerings, like the Trout Lilly, below, and Blood Root (next page). Photography is my saving grace in this time of social confusion, and I can't imagine what I would have done without it.

### In This Issue

- [President's Message, pp 1-2](#)
- [Program Notes, p 3-4](#)
- [Notices, p 5](#)
- [Article, p 6-7](#)
- [The Challenge, p 8](#)
- [Feat. Photographer, pp 9-14](#)
- [Photo Essay, p 15-17](#)
- [From the Editor's Desk, p 18](#)
- [Viewfinder Information, p 19](#)
- [The Parting Shot, p 20](#)



Continued on Page 2

# President's Message Continued

The time has come for me to beat the bushes to find new executive members. I don't know why this should be difficult, except that it's not my favourite thing to do. We are a small group and if we all share in the work that needs to be done, then it can be fun for all. Below is the list of positions on the Executive, and who is currently doing what. Although all positions (except President and Past President) are open and will be voted on (hopefully at our September meeting), I've added asterisks to those positions that as yet have no nominations, and are certain to be vacant in the 2020/2021 season. If you see a position that you think you'd like to consider, please know that you'll have available the assistance and advice of experienced members who have already served in the same role. These are not difficult positions and we are all here to support and help one another. You'll be part of a very welcoming group of people who really care about the club.

Executive members are expected to attend an Executive Meeting once a month. We have several positions open, so please let me know how you can help ... Claude

President — Claude Denis

Past President — Marg Hamilton

\* Vice-President — Vacant

\* Secretary — Guy Ridgway - acting (Stepping down)

\* Treasurer — Katheryn Danford (Stepping down)

Membership Director — Linda Cardona (Also manages the PPS Facebook pages)

Program Director — Guy Ridgway


Viewfinder Editor — Judith Bain

\* Projectionist — Terry Carpenter (Stepping Down)

\* Outings Director — Vacant

Member-at-Large (2) — Anita Erschen-Pappas and George Gillespie

Webmaster — George Giarratana





# Program Notes By Guy Ridgway

## June Meeting

As previously reported, the June meeting has been cancelled in compliance with the recommendations of health officials regarding the COVID –19 pandemic.

## May Slide Shows

It's been gratifying to hear the response to the new format for the monthly slide shows (Photographer's Choice, Monthly Theme, and The Challenge). Thanks to Terry for arranging to have these made available from Dropbox links for members for down-loading and viewing at home. A number of people have mentioned how they appreciate being able to stop a slide show, review particular images, and spend longer on each one, all because of the ability to down-load and play the slide shows at leisure. The bonus instructional video, "10 Tips You Need to Know in Landscape Photography (Gary Gough)", was spot on - a lot of great points to ponder for ways to get better photos in the field.

## June Slide Shows

The final slide shows of the season will be Photographer's Choice, the Monthly Theme (Peeling Paint), and The Challenge (Kitchen Cutlery).

As was done for May, Terry will create the slide shows as files available for download, which will be distributed to members through Dropbox links by email. The slide shows should run on any platform. Please see Terry ([PPSPHOTOS@cogeco.ca](mailto:PPSPHOTOS@cogeco.ca)) or me ([PPSPROGRAMS@gmail.com](mailto:PPSPROGRAMS@gmail.com)) regarding any issues you might have with this approach.

**Please submit your images no later than midnight, May 26th.**

## Themes for 2020/2021

I'm pleased to present the monthly themes for the new season ...

- September: Fruit Still Life**
- October: Complementary Colours**
- November: Through a Closed Window**
- December: Vintage/Old**
- January: Black & White**
- February: Tools of the Trade**
- March: Upside Down**
- April: Reflections**
- May: Street Scene**
- June: Porches**

Continued on Page 4

# Program Notes Continued

As always, you are allowed 3 Theme images per month, and photos must be captured in the period from June 1, 2020 up to the submission deadline for each month. No need to wait until the month before the deadline to take your pictures.

The months indicate when the theme images will be presented. So, for example, for the theme "Upside Down", you have from June 1, 2020, until two weeks before the March meeting to capture your images and get them submitted through the appropriate Dropbox link.

Have fun with the new themes, stay healthy, and enjoy the fine weather for the summer months. We'll look forward to seeing you in the new season.

**Guy Ridgway**  
**Program Director**  
**PPSPrograms@gmail.com**

## **NOTICE: PPS FaceBook Pages**

Hello PPS members. The Facebook team is looking for images to use on the PPS Facebook page and on the PPS Members' page, as we'd like to feature a new photo each month on each page. Please submit any images that you'd like to share with your club to Suzanne Schroeter, e-mail: [suzanne723@gmail.com](mailto:suzanne723@gmail.com). We look forward to sharing your masterpieces!

Linda Cardona



"Hollyhock Bloom", by Judith Bain

# Notices

## 2019 - 20 PHOTO THEMES

June: Peeling Paint

### DROPBOX LINKS

#### THEME

<https://www.dropbox.com/request/PI6Ct9ao0FD4tGh0RVVZ>

#### PHOTOGRAPHERS CHOICE

<https://www.dropbox.com/request/WrXhXynE8oSkHJISeg8L>

#### PPS OUTINGS

<https://www.dropbox.com/request/DTXwY3DZUnvx5pTkhplr>

#### SLIDE SHOW SUBMISSION

<https://www.dropbox.com/request/nAkecveBGzbcFn70ayqL>

#### BREAKFAST OUTING

<https://www.dropbox.com/request/LPHwISzKKDx48tcckF5R>

#### PPS MISCELLANEOUS FILES

<https://www.dropbox.com/request/YgrspDAPCXQWEZLsqgal>

## Outings

Outings are not being organized for the time being.

### The Clothesline

The Clothesline is a place where you can display your photo prints at any meeting. Bring your un-framed prints to either of our Members-At-Large, Anita Erschen-Pappas or George Gillespie, and they will have them pinned on the line for the duration of the meeting.

### Do You Need Help With Computer Work?

Any member who needs help with the computer aspects of photography may feel free to approach our Web Master, George Giarratana, at any meeting for advice and assistance. Issues with post-processing, cropping, preparing photos for export, etc., are the things that George can help you with.



## The Joy of Photography

### 1. Prelude.

'Twas a morning in November,  
As I very well remember,  
At 6 a.m. I was in bed, reclined.  
With my bride alongside of me,  
And the early light to guide me,  
My Nikon was the last thing on my mind.

My advances were rebuked,  
So I got my gear and touque,  
To ward off the early morning frost.  
I no longer was enflamed,  
My ardour it was tamed.  
So I headed for some early morning shots.

### 2. The Journey.

With a Sigma 10 to 20  
An angle that is plenty,  
I wondered which direction I should head.  
So I hopped in my MG,  
The top was down you see,  
And to an Eastern pathway it was led.

My gear was in the trunk,  
With lots of other junk,  
But I listened to the voice of that Terry chap.  
"A tripod you will need,  
If you're wanting to succeed,"  
I knew this wasn't just a load of crap!

The sun was now arising,  
And my spirits were surprising,  
As to the Lift Lock I did wend my way.  
As I drove up to the top,  
My jaw began to drop,  
The light was perfect this November day.

### 3. The Action.

Now came a fiercer test,  
It was tougher than the rest,  
Where would I find a winning picture angle.  
I walked behind the gate,  
'Twas illegal I must state,  
But nothing stops a most determined Crangle!

My brain was in a muddle,  
With the tripod I did struggle,  
But finally all was focussed and in view.  
Five seconds said the timer,  
F8 would make it finer.  
This was a winning picture, I just knew.

### 4. The Image.

I got to my abode,  
The pic I did download,  
And this is what then came up on my screen.  
It was well worth the wait.  
The image it was great,  
The best wide angle I had ever seen.

Now what do you suppose,  
I put it in some shows,  
And several copies were purchased with glee.  
The hospital displayed it,  
I knew that I had made it.  
The joy of photography had come to me!

November 8th, 2014.



“Lift Locks at Dawn”, by Brian Crangle. Photo taken November 4th, 2008.



# The Challenge By Brian Crangle

## June Challenge to do at Home

The theme for the challenge, due in June, was originally set as The Ecology Park. However, in light of the COVID-19 virus, the Executive has decided that an indoor assignment would be safer.

The indoor challenge for June is:

**Kitchen Cutlery.** One image to be submitted to Terry by May 26<sup>th</sup> .

Have fun ... Brian



Cutlery, June Challenge





# Featured Photographer

**John Glover**

I was born and grew up in the London Borough of Ealing, which is in West London, UK. I attended Walford High School and credit my Science teacher, Mr. Batt, with introducing me to photography. He had a Photo Lab between the Science Classrooms and showed me how to develop film and make prints. After graduation in 1964 I entered into an Electrical Engineering Apprenticeship and on completion in 1970 came to Toronto. I got to know downtown Toronto pretty well and one day came across a small pawn shop on Church Street called Henry's – yes, that Henry's! They had a used Asahi Pentax Spotmatic II for sale which I bought and my interest in photography started to grow; it did not hurt that my father worked for Kodak in London and was able to send me lots of slide film!

First big trip was to California with my roommate in my 1967 V8 Mustang. We did the first leg to Dallas in one go and then began stopping to enjoy the sights afterwards... lots of scenery photos! Prior to this trip we had met two Irish girls in the apartment below and, on return, invited them to a party we were having; they came but found the smoke a bit different! We all paired up and in January 1973, piled into my Volkswagen Camper Van and headed for Mexico. Courtesy of father I had a good supply of slide film and took a lot of photographs, especially of the landscape and the people. Now very interested in photography I enrolled in a photography program at Humber College and on completion found work with a small studio. I also began doing wedding photography on my own.



Continued on Page 10

## Featured Photographer Continued

Teresa and I got married in her home town of Sixmilebridge, Co. Clare, in September, 1973, and moved back to the United Kingdom by way of Ireland the following year (in fact the three boys married the three girls in that same year). We found good jobs in the UK, I worked for Hoover Ltd. in their Technical Services department and Teresa for Gallagher's, a cigarette company. We bought our first home and started to do more travelling which, of course, included more photography. The highlight of those years was a European tour in our re-built 1956 Safari Land Rover, cameras at the ready, travelling through France, Italy, Austria, Germany, Belgium and Holland. I was still using my Spotmatic and along the way I had picked up a Mamiya C33... 120 roll film! I still have these cameras, plus three antique fold-out Kodak Brownie cameras that belonged to my father and Teresa's father.

Anticipating a family we had started looking at larger houses, however, following a vacation in Toronto in 1977 and visiting our old friends, we realized that the Canadian outdoor lifestyle was something we had enjoyed and decided to first move back to Toronto. I found work with a small Canadian company that designed and manufactured computer-based Control Systems for paper machines. I enjoyed working with new technology, and wanted to improve my qualifications, but our first child had come along in 1979 and we could not afford for me to quit work so I enrolled in part-time studies towards a degree in Computer Science, graduating in 1989. I had moved to Chubb Security in 1988 and later became the Technical Services Director. A lot of business travel was involved in this role, particularly in Asia-Pacific, and I always made time to get out with my camera while overseas.



Continued on Page 10

## Featured Photographer Continued

Digital cameras started to appear and the idea of up-loading, editing and storing images on a computer appealed to me, combining two interests. My first “real” digital camera was a Nikon D70s but software lagged behind until Adobe introduced Lightroom. Features were simple in Version 1 but I liked the interface and up-graded each time a new version was released. I have enrolled in the subscription service; the latest release has some nice new features.

The years flew by and I retired in December 2011. Needing to fill my time, I joined the Richmond Hill Photography Club which offered the opportunity to mingle with other photographers, go on outings, and learn. When we moved to Cobourg in 2014, I joined NPC and asked Teresa to join with me. She needed a camera so I offered her the use my D70s, if I could buy a new camera... that worked and I up-graded to a D90 and a Nikon 18-200 lens!

I shoot in RAW for maximum data and find composition in the camera most effective using rule of thirds, consider direction of light, subject facing inward, no amputation, level horizon, and, in the case of wildlife, I like to have at least one of them engaging by looking at me. If practiced, this composition only takes seconds and becomes automatic. I enjoy wildlife, historical architecture, and experimenting with effects such as black & white, one colour, and vignette effect. With a new Epson SureColor printer and a Matt Cutter I have recently branched out into my own printing and framing. My current equipment includes my D7200, Nikkor f2.8 24-70, Nikkor 40mm Micro, Nikkor 70-200 f2.8, and a Tamron 160-500 f5-6.3. The Nikkor 18-200 is unfortunately no longer in its original shape but let's not go there, eh, Teresa?





Continued on Page 12

# Featured Photographer Continued

In summary, we have a hobby we share and love to travel. We have taken our cameras to China, Hong Kong, Australia, Europe, Tanzania, South Africa, British Columbia and the Yukon, Churchill, Manitoba, United Kingdom, Ireland, the Caribbean, Yellowstone Park, Mexico, and Newfoundland. While travelling on business I have had the opportunity to shoot in Thailand, Singapore, Malaysia, South Korea, Vietnam, Taiwan, Indonesia, Dubai, India, Australia, and New Zealand.

Of the places we have visited the Australian Outback, Polar Bears of Churchill, wildlife of Tanzania and S. Africa, scenery of east and west Newfoundland and its Moose population, wildlife and scenery of British Columbia and the Yukon, historical buildings and monuments of the United Kingdom, and the spectacular Yellowstone Park, all stand out as the highlights of our travels.



Continued on Page 13

# Featured Photographer Continued



Continued on Page 14

# Featured Photographer Continued





## Photo Essay By Kathryn Danford

### Things You Might Not See in Canada

Earlier this year we visited La Cruz, Mexico which is a small, quiet fishing village of around 1900 residents, until Canadians descend on them starting around Christmas. It is a quaint village on the Pacific coast with cobblestone streets, which can be picturesque or downright ankle-breaking dangerous (been there, done that) with not one stop sign in the whole village. It can make walking a challenge.

The beauty of the place starts with the friendliness of the local people, delicious food served inside or out on the street (best tacos ever), music of all kinds playing day and night, a fresh fish market, a huge Sunday market, and unique sights which I tried to capture.

Some are pictured below.

Each convenience store has a middle aisle with an open giant cooler packed with ice and beer. Groceries are an afterthought around the edges of the store.



Continued on Page 16

# Photo Essay Continued

The Sunday market sold fresh fruits and vegetables, the usual t-shirts, amazing woven tablecloths (bought one), but the hand-hammered bark paper caught my eye. The real name is Papel Amate and it is made from the bark of a Jonote tree. It is an extremely long and involved process which is too technical for me to describe here, but the finished product is incredible. This is where 'google' comes in handy if you are interested.

On Sunday mornings, happening at the same time as the market, families gather at tables lined up on the street and share a meal and lots of laughter.

I wish I could say the sight of one family on a motorbike was a good photo opportunity but it was a scary sight indeed and I worried for the little guy hanging onto his dad's shoulders. Sadly I saw this played out many times.



Continued on Page 17



## Photo Essay Continued

The workman must have the cross for protection as there is no safety equipment in sight. Also common. Makes me wonder if we are way too over-protective as a society at times.

Anyway, don't cause trouble, only one police car in town. "Not needed," our Uber driver told us. The local cartel deals with troublemakers. After being reported they tend to disappear!!





**From the Editor's desk** By Judith Bain

## Your Newsletter Needs You!

This is a reminder to all PPS members that ***The Viewfinder*** is YOUR newsletter.

We can only continue to publish our monthly editions if we have contributions from the membership. Please contribute to the PPS by sending articles, photos, and photography-related information for inclusion in *The Viewfinder*. Thank you!

**Please Note:** If you like to participate in photo contests, please look at this web site: <https://www.photocontestinsider.com/>

### Equipment Sell / Swap

A table will be available at every meeting so members may display any photography-related gear that you wish to sell or trade.

**June Meeting  
CANCELLED**

### Viewfinder Seeks Submissions From Members

*The Viewfinder* invites PPS members to submit their work for any of the following features:

- The Story Behind My Photograph:** Send in one or more photos and the story behind them.
- Photo Essay:** Send in a series of photographs on a topic or location.
- Insights:** If you would like to contribute an essay with photos on anything to do with photography, you are welcome to send it to us.
- The Parting Shot:** Send in a an entertaining photo that you have taken.

# The Viewfinder



## Editorial

Editor: Judith Bain

## Columns

President's Message: Claude Denis

Program Notes: Guy Ridgway

Outings: Dave Duffus

The Location Challenge: Brian Crangle

My Photography: Guy Ridgway

## Contributors

John Glover, Kathryn Danford, Linda Cardona, Brian Crangle, Don McLeod, Judith Bain

## PPS Executive, 2019 - 2020

**President:** Claude Denis

**Vice-President:** Vacant

**Secretary:** Guy Ridgway (Acting)

**Treasurer:** Kathryn Danford

**Past-President:** Margaret Hamilton

**Outings Director:** Vacant

**Program Director:** Guy Ridgway

**Membership Director:** Linda Cardona

**Member-at-Large:** Anita Erschen-Pappas

**Member-at-Large:** George Gillespie

**Projectionist:** Terry Carpenter

**Website & Social Media Director:** George Giarratana

**The Viewfinder Editor:** Judith Bain

## Contact Us

*The Viewfinder* is the newsletter of the Peterborough Photographic Society. It is published 10 times a year from September to June.

Write to us or send us your stories, images, articles, poetry, ideas, and your humour, here at [ppsviewfinder@gmail.com](mailto:ppsviewfinder@gmail.com). You can also visit our website at:

[www.peterboroughphotographicsociety.com](http://www.peterboroughphotographicsociety.com).

We're also on Facebook! You can find us at [www.facebook.com/PeterboroughPhotographicSocietyCanada](http://www.facebook.com/PeterboroughPhotographicSocietyCanada).

## Submissions to The Viewfinder

We encourage PPS members to submit their photos and personal news, as well as articles, poetry, writing, and humour about photography and our club.

Text submissions should be in one of the following file formats: .doc, .rtf, .odt, or .pub. Image files in formats such as .jpeg, .tiff, .gif, or .png graphic file.

The editor reserves the right to edit all submissions for size, content, and style without consultation.

All content remains the intellectual property of the creators, and copyright is held by them. It may not be copied, reproduced, printed, modified, published, up-loaded, down-loaded, posted, transmitted, or distributed in any way without written permission.



# The Parting Shot

By Don McLeod

