

The Viewfinder



President's Message By Claude Denis

"The aims of the Society shall be to encourage and develop the skills and increase the expertise of the members in photography and provide fellowship and support for people with similar interests."

Back in March, I mentioned that I would announce a date for a Special Election Meeting on Zoom to elect members for next year's executive.

Since then, Marg Hamilton has been contacting members to fill positions. The good news is that nominees have been found for all positions except Vice President. Please be aware that all positions are still available if you are interested, because all current terms will expire at the end of May. On election night, you only need to indicate you would like to run for a particular position and voting will happen by a show of hands. This is not ideal, but it should suffice in these days of the pandemic. I have included a list of positions and current nominees. If you think that in a few years you might like to be President, then putting your name forward to be Vice-President will give you a chance to sit in on the meetings and start participating.

In This Issue

- [President's Message, pp 1-2](#)
- [Program Notes, pp 3-8](#)
- [Program Calendar, p 9](#)
- [Photo Submissions, p 10](#)
- [Memberships, p 11](#)
- [Web Site Report, p 12](#)
- [Article, p 13](#)
- [Article, p 14-16](#)
- [Photo Contest, p 17](#)
- [Notices, p 18](#)
- [From the Editor's Desk, p 19](#)
- [Viewfinder Information, p 20](#)
- [Parting Shot, p 21](#)

The results of this election will give us a very strong executive that is sure to keep the club vibrant and meaningful in the years to come. I can't say enough about how the membership has made this year a great success, and I applaud the members of the executive team for their ability to adjust to these unusual times and keep the club strong. We are currently proposing to continue Zoom meetings from September to December, which will give us the chance to book exceptional speakers from far and wide. My last two years as President has been nothing short of a pleasure - it gave me a chance to hone my writing skills and to expand my world beyond my skills as a contractor. I find that as I get older it is far too easy to avoid new challenges, but often the rewards of taking them are far greater than the energy spent acquiring them.



Photo by Don McLeod

Continued on Page 2

Nominations for 2021-2022 PPS Executive

Officers	Nominee	Term
President	Guy Ridgway	2 years, followed by 2 years as Past President
Vice President	Vacant	1 year
Treasurer	Tim Young	1 year
Secretary	Erin Burrell	1 year

Directors

Past President	Claude Denis	2 years
Program Director	Guy Ridgway	1 year
Editor, The Viewfinder	Judith Bain	1 year
Projectionist	Terry Carpenter	1 year
Outings Director	Dave Duffus	1 year
Membership Director	Linda Cardona	1 year
Webmaster	George Giarratana	1 year
Member-at-Large	Kathryn Danford	1 year
Member-at-Large	Margaret Hamilton	1 year

Other

Social Media: Linda Cardona, Harmony Reinhardt, and Suzanne Schroeter.
Social Media is not an elected position



Program Notes By Guy Ridgway

April Speaker – Michelle Valberg

For the Love of Wildlife

For me, Michelle Valberg's credentials and status as a Nikon Ambassador meant we could expect a remarkable experience during her presentation, "**For the Love of Wildlife**", and she met those expectations completely!

Michelle provided a picture of what it takes to work at the highest level in professional wildlife imaging. It was a story of how much continuous work goes into achieving the status of a highly ranked professional. In addition to Michelle's compelling stories about how she plies her art she also gave us a direct view into the technical details of her equipment and how she uses it.

We listened to the stories behind her iconic photos through a voice that lent a casual, conversational style of presentation. We felt that we were having a conversation with a friend in our own home. This is someone who seems just as happy to engage with the wildlife near her cottage on Sharbot Lake as she is exploring the high arctic.

Chris Ogonek, Nikon's national Product and Technical Manager was a welcome addition to the evening's venue. Attendees were pleased to take advantage of his expertise as he deftly responded to questions about all things Nikon.

This was our signature event of the season and we feel fortunate to have been able to host such a distinguished artist.

Website: valbergimaging.com

Cindy Taylor

Due to unforeseen circumstances Cindy will not be presenting at our May 4 speaker's event.

Continued on Page 4

Program Notes Continued

May Speaker – Colin Jarvis (UK)

Please join us for our next speaker's Zoom talk on **May 4 at 5:00 p.m.** when Colin Jarvis makes a return engagement with his latest presentation, "**A Portrait of the Landscape**", from Preston, England.

!! IMPORTANT !!

**Colin's May 4th presentation, from the UK,
will begin at 5:00 p.m. (doors open at 4:30 pm)**

!! IMPORTANT !!

Please Note: This presentation will be 1.5 hours long, followed by a Q&A. There will be a 10-minute break at the 1-hour mark.

You'll recall Colin's excellent January talk, "**Mono Moods**". We're thrilled to have Colin return to address our club with a new presentation topic, "**A Portrait of the Landscape**".

In his own words ...

"This lecture is a presentation of my colour photography over the last few years. The images include a selection of my own private work but also images taken for demonstration purposes during workshops."

"Locations include the Lofoten Islands, Venice, Wester Ross, Isle of Skye, Northumberland, the Lake District, North Wales, the Yorkshire Dales, and Devon and Dorset."

Colin is a professional landscape photographer based in the North West of England. His work has been featured in books and magazines as well as exhibited in London, Liverpool, and Manchester. He is a skilled practitioner in both digital and large format film photography and has taught photography in colleges and schools, and lectured at Photographic Societies. He holds a Master of Arts in Photography and is an Associate of the Royal Photographic Society. Colin has appeared in the "Landscape Photographer of the Year" book, and subsequent exhibitions, as well as in several photography journals.

Website: colinjarvis.co.uk

Facebook: facebook.com/profile.php?id=100000945931143

Continued on Page 5

Program Notes Continued



“Dunstanburgh Castle”



“Durdle Door”

Continued on Page 6

Program Notes Continued



“Penmon Point”



“Corfe Castle”

Program Notes Continued

About PPS Zoom-Based Presentations

For our May 4 speaker presentation, we will be “opening the doors” on Zoom at 4:30 pm, to allow members some extra time to socialize before **the talk begins at 5:00 pm**. Attendance will be by emailed invitations issued to all PPS members and registered guests on the day of the event.

The President’s introductory remarks will begin at 5:00 pm, followed by the Membership Director’s welcome to new guests and my speaker’s introduction. **Once the talk gets underway, all members will be muted for the duration of the talk** to avoid distractions. Members are encouraged to ask questions during this presentation by pressing the spacebar (on a PC or a Mac) or otherwise temporarily unmuting themselves (on tablets or phones).

If you know of any non-members wishing to join us for the May 4 event, please have them contact Linda at lindacardona@sympatico.ca. Guests are permitted to attend one free Zoom event before becoming a PPS member.

Please do not hesitate to contact me or Linda Cardona for help using Zoom.

Guy Ridgway, Program Director
(PPSPrograms@gmail.com)



“Chrome”, by Brian Crangle

Continued on Page 7

THEMES FOR 2021~2022

September	Silhouette
October	Charming Places
November	The Colour Orange
December	Hats or Caps
January	Frame in a Frame
February	Negative Space
March	High Key
April	From a Low Angle
May	Pastime
June	Macro Flowers

“Month” indicates when the slideshow is presented (on or around the first Tuesday). The submission date for images occurs near the end of the month prior to that. Photographers may take their theme images (up to three images per month) any time from June 2021 up until the submission date.

For example, to submit three images for the **“High Key”** theme, the photographer may take those shots any time from June 2021 up to the submission date near the end of February 2022, for inclusion in the March slideshow.

Guy Ridgway
Program Director
PPSPrograms@gmail.com

Program Calendar

PPS 2020-2021 Program Calendar

- ❖ The following categories comprise the monthly slideshow: **Theme**, **Outing** (see Notes, below), and **Photographer's Choice**.
- ❖ All monthly meetings are Zoom-based. For assistance, please contact Linda Cardona or Guy Ridgway
- ❖ Zoom speaker presentations begin at 7:00 pm, unless noted otherwise.

Date	Speaker	Activity	Theme
Sep 01	Wayne Fisher – Architecture and Minimalism		Fruit Still Life
Oct 06	Ariel Estulin – Star and Night Photography		Complementary Colours
Nov 03	Rob Stimpson – Chasing Ernie		Through a Closed Window
Dec 01	Lydia Dotto – Great Lakes Shores		Vintage/Old
Jan 05	Colin Jarvis [UK] – Mono Moods ** 4:30 pm **		Black & White
Feb 02	Lola Reid Allin – Chile: Top to Bottom		Tools of the Trade
Mar 02	Don Komarechka – Macro Photography: The Universe at Our Feet		Upside Down
Apr 06	Michelle Valberg – For the Love of Wildlife		Reflections
May 04	Colin Jarvis [UK] – A Portrait of the Landscape ** 5:00 pm **		Street Scene
Jun 01	Dave Brosha – A Planet of Light		Porches

Notes:

- ❖ Speakers and presentation dates are subject to change, with notice to members.
- ❖ Outings: One per month, each photographer chooses own location, different location each month, up to 3 images per location.




Photo Submissions By Terry Carpenter

Submitting Photos for Slide Shows

The following is the information you need to submit images for the Monthly slideshows at www.peterboroughphotographicsociety.com

If you have any questions, suggestions or comments about the slideshow, including the music, please let me know at photos@peterboroughphotographicsociety.com

Members may submit up to three images each for monthly Theme, six images for Photographer's Choice, and up to three images for each Outing. Please note that the Theme images should be shot within the current year of the club. The deadline for submitting your images is always the Tuesday before the meeting, at midnight.

Before submitting your images they must be titled and re-sized as instructed below. Images must be JPEGs. First, select the images you wish to submit into the PPS Categories, and copy them into a folder. Re-size your images: If the image is landscape orientation (wider than tall) make the width 1024 pixels and let the height float. If portrait, make the height 768 pixels and let the width float. Correct sizing greatly improves the appearance of image titles. No cropping is required. After re-sizing them give each image a simple title, such as "Lift Locks At Sunset.jpg". DO NOT ADD YOUR NAME (the system will automatically put your name on the image for our presentation).

Go to <http://www.peterboroughphotographicsociety.com/>, then to HOME, then to IMAGE SUBMISSIONS, and then to DROPBOX LINKS FOR IMAGE SUBMISSIONS. The first link you will see on this page is "Preparing Images or Video for Club Slideshows". Please click on this to find out all you need to know to submit images. Now, go back to the DROPBOX LINKS FOR IMAGE SUBMISSIONS page. Scrolling down the page you will see all the categories we use: Theme, Photographer's Choice, Breakfast Outings and Regular Outings, Member Slideshows and Video Submissions, Miscellaneous Files, and Brown Bag. Here you will also see a brief description of each category. Also, you will see each category highlighted in blue. This will be the link to click on to submit your images. Click on the blue link and this will take you to a Dropbox page asking you to choose your files. Click this icon and it will open a page where you can select the images you wish to submit (you do not need a Dropbox account and do not need to Sign In to Dropbox).

Members must not attempt to submit folders of images, even though Dropbox presents that as an option. Highlight your selected images and click on "Open" at the bottom right hand corner of the pop-up. This will direct you to a page showing you which category you have selected, will show you the images you have selected, and ask you for your name and e-mail. After typing this information click on Upload at the bottom of the page. And that is all there is to it. I know in print it sounds like a lot, but in reality it is very quick and smooth. Now, close the page and go to the next category and repeat the instructions.

SUBMISSION MUSTS: Please read and try to keep these four simple guidelines in mind when submitting your images each month.

SUBMISSION DEADLINE: Images must be submitted before midnight on the Tuesday one week before the monthly meeting. Images submitted after this time may not be included in the slideshow.



Memberships by Linda Cardona

Memberships

Last August the Executive was concerned. What if no one showed up?

Guy Ridgway had planned a great program for the fall, but honestly, we had no idea if anyone would re-join PPS. We joked that it may just be the seven of us. What if people couldn't figure out Zoom? So, we hosted several sessions to teach people how to use the app. Then, we waited, and then we were thrilled – almost every person renewed their membership and we even got some new members! As time went on, it became apparent that we would have to extend our Zoom-based meetings – it would not be safe to meet during the entire 20/21 season. The executive voted to increase the budget for speakers. We normally have six speakers per year, but we needed ten. We were excited about the quality of the speakers that we could get and that they could be located anywhere, not just locally. This came at a cost but, of course, we were experiencing extraordinary circumstances.

Because we honestly had no idea if members would attend speaker sessions on Zoom, we offered a membership renewal discount; people could pay anywhere within a range (\$20.00 - \$50.00). Again, we were thrilled that almost 70% of members paid the full membership fee.

Now we are planning the 21/22 season. We feel that we've learned a lot in the past year. First, we learned the value of loyalty. The members of PPS are amazingly loyal and we appreciate everyone who joined us on-line for the 20/21 season. Our next season is also an unknown – we have decided to be on-line with speakers for the fall, and then, hopefully, meet in-person again starting in January. No matter if we are on-line or in-person we will incur real costs (speakers' fees while on-line and rent / insurance fees when in-person).

The executive has made the decision to put our fees back to the pre-pandemic rates:

- \$50.00 per individual
- \$75.00 per couple
- \$20.00 per student

Although fees are due in September, we will start collecting remittances for the 2021/22 season in June. Again, we want to thank everyone for staying with us and venturing through these extraordinary times together. We are a very strong club.

If you have any questions, please contact me: lindacardona@sympatico.ca



Web Site Report By Linda Cardona

The PPS web site has served us well for many years, but it now has some technical issues that cannot be resolved through upgrades or modifications. In early February 2021, a team of PPS members began working on a web site re-build. The team is comprised of Guy Ridgway, George Giarratana, Claude Denis, Harmony Reinhardt, and Linda Cardona. They quickly identified six objectives for the new PPS web site: easy to read, fast to load, easy to maintain, easy to navigate, inviting, and secure.

Through weekly meetings, the team has been making significant progress. The learning curve to create a new web site is steep. At this point, we suspect that it will be a few months before we can share it with you. We are very excited about the main page (home page). It will have a revolving slide show to showcase PPS members' outstanding and inspirational images. We want each member of PPS to be represented on the home page. At this point, we need each member to choose one image – their best / favourite – to be used in the slideshow. Remember, our website is going to represent us publicly. By the time of our June update in *The Viewfinder*, we hope to be ready to collect and load the images onto the new web site's home page. At that time, we will let you know how to submit your chosen photo for inclusion.

If anyone has experience with WordPress web site design / creation and would like to join our team, please reach out to Claude Denis at: ckdenis@cogeco.ca.



“Columbine”, by Judith Bain



Bird Photography

Birding is a great activity that anyone can enjoy. Whether you're just looking to spot a new species, admire them up close, or keep a running tally on all you see; birding is a fun and exciting pastime. Join the birding community, and bring your Nikon camera, binoculars, or field scope along for the adventure!

The birder's top 5 photography tips.

1. Birds don't like being approached, so view them through binoculars or use a camera with a telephoto lens to take photos.
2. Include part of the bird's natural environment in the image.
3. Bring the birds to you — put a bird feeder for song birds or hummingbirds in your yard to draw them closer.
4. Photographing birds in flight? Set the camera to Continuous Shooting mode for a quick series of images.
5. Focus in on details — like the eye of a peacock feather or the talons of a hawk or eagle.



Photo by Brian Crangle



Article By Henry Christiansen

Milky Way Photography

Part One of Two

(Please Note: Henry wrote this article as a reminder to himself regarding the steps he took when he began to take photographs of the Milky Way. If you have any questions regarding these notes, please contact Henry.)

Research

Find a dark sky location with good foreground features with a southern exposure
Check for a date when there is a new moon or when the moon rises and sets
Locate position of the milky way on that date South, Southwest, or Southeast
Check for clear sky on that date
Check sunset time. Start shooting after twilight when completely dark

Equipment and Gear

Camera: Full-frame is best, but sub-full frame is OK
Lens: Wide angle and fast lens best, with aperture of f1.4 to f2.8
Tripod
Cable release or Intervalometer or Self Timer
Red Head Lamp, Lens Warmer
Hand warmers, plus tape, elastic, or sock tube
Camera bubble level or level in camera
Chair, Bug Spray, Munchies
Pano Gear: L Bracket, Nodal Slider, Pano Head
Lamp for Light Painting + 1/2 CTO Filter — Paint from Side

Preparation

Pre-zoom lens to widest angle and tape down with gaffer's tape
Pre-focus lens during the day and tape down with gaffer's tape
Set to Manual Focus
Remove filter from front of lens
Tape over camera-activity light (Optional)
Turn down LCD Display to dimmest setting
Learn your camera controls so that you can find and operate them in the dark
Attach a cable release or Intervalometer
Put level on camera or use internal level or tripod level

Continued on Page 15

Article Continued

Set Up - General, Initial

File : Raw

WB: 4200

Noise Reduction: Long Exposure noise reduction off / High ISO noise reduction off

Exposure Mode: Manual

Frame: Single

Aperture: f2.8 or maximum on lens

Shutter: NPF calculation

ISO: 3200 - 6400 or higher if needed for histogram

Magnifier: 12 x on custom button #3

Focus: On bright light at a distance - Sharp Star?


Manual - Magnify image - Tape down focus

Tripod: Set up and Level

Pano: Find Nodal Point, set click stops, set up sweep

Bright Mon on custom button #4

Histogram: Some breathing room on the left



Good Exposure



Poor Exposure

Options for Capture

1. Single Frame for sky and land
Set exposure for sky - Land will be dark - Use noise reduction in editing
2. Separate Frame for sky and land
One exposure for land earlier at twilight
Or one exposure for the land at the same time, 2 stops more exposure time
With one exposure for sky
3. Multiple Frames - duplicated later and 1/2 used for sky and 1/2 used for land
Multiple exposures exposed for the sky
Initial processing in Lightroom. Open as layers in Photoshop. Process for sky and land.
See Part 2, coming in June issue of The Viewfinder
4. Multiple Frames
Processed in Sequator to reduce noise
Use black frames between sets of groups of images
5. Multiple Frames, vertically in two row pano. Increases data and reduces noise.
Set up with pano head in vertical orientation
Use a fast prime lens 25 - 50 mm, f1.4 to 1.8
Set aperture 1 to 2 stops down (about 2.8) to prevent vignetting
Set lens at Nodal Point if close to foreground objects
Take 2 rows with 5 - 6 shots in each, with at least 50% overlap
Take Black frames to separate groups

Continued on Page 16

*** Part Two of this article, "Post Processing", will be in the June issue of The Viewfinder



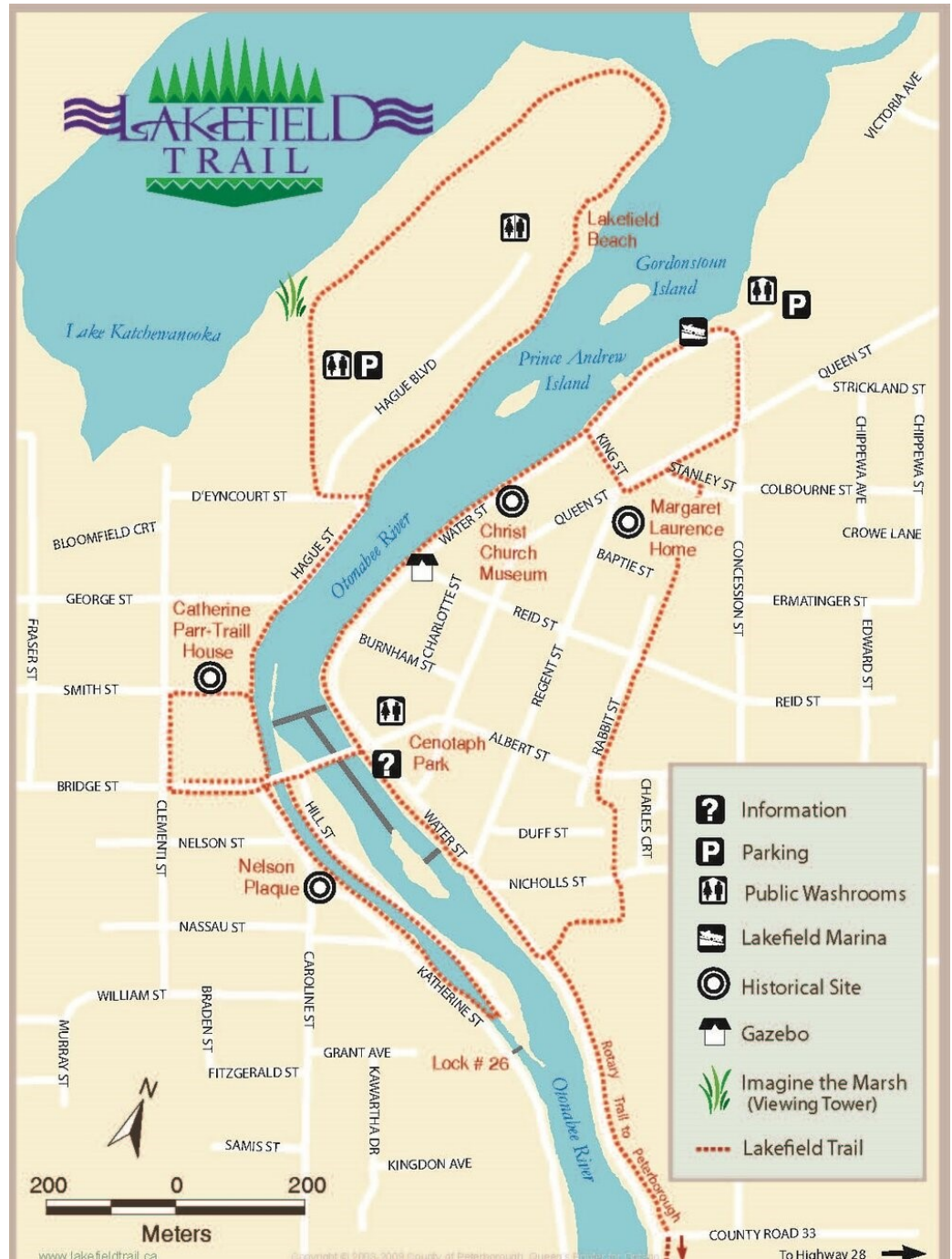
Photo Contest!

The Lakefield Trail Stewardship Committee invites people to help celebrate the 20th anniversary of the Lakefield Trail in 2021 by entering your photos in a [year-long photo contest](#).

“It has always been a very well-used recreational trail, but this year it has been critical infrastructure in our village,” says Bruce Bellchambers, Chair of the Lakefield Trail Stewardship Committee. “Physical and mental health is so important and our trail is accessible for all to enjoy.”

The Lakefield Millennium Trail opened in 2000 as way to celebrate the new millennium and the 125th anniversary of the Village of Lakefield. So many natural and historic locations along the trail result in wonderful photo opportunities.

The Lakefield Trail photo contest will run for all four seasons of 2021. Photos must be taken with at least one foot on the Trail and then e-mailed lakefieldtrailphotocontest@gmail.com



Notices

Outings

Outings
are
On Your Own
and
At Your Convenience

THEME

<https://www.dropbox.com/request/bPYd3c9adqfXlOfHT2Bg>

PHOTOGRAPHER'S CHOICE

<https://www.dropbox.com/request/rFJf6AJYhx7p5OaqAaaO>

REGULAR OUTINGS

<https://www.dropbox.com/request/gvt47J5XOkzngcFKBFly>

BREAKFAST OUTINGS

<https://www.dropbox.com/request/pacpHj3UezS1cuoJchcA>

MEMBER SLIDE SHOWS AND VIDEOS

<https://www.dropbox.com/request/CNjrOWgqC4o3Zu8ixDVO>

MISCELLANEOUS FILES

<https://www.dropbox.com/request/86CXhKvxLCPtXRKgfndI>

BROWN BAG

<https://www.dropbox.com/request/N3ZwiIwkSeHLOWngB5uN>

Themes

May: Street Scene

June: Porches

Do You Need Help With Computer Work?

Any member who needs help with the computer aspects of photography may feel free to approach our Web Master, George Giarratana, at the e-mail address noted below. Issues with post-processing, cropping, preparing photos for export, etc., are the things that George can help you with.

photos@peterboroughphotographicsociety.com



From the Editor's desk By Judith Bain

Your Newsletter Needs You!

This is a reminder to all PPS members that ***The Viewfinder*** is YOUR newsletter.

We can only continue to publish our monthly editions if we have contributions from the membership. Please contribute to the PPS by sending articles, photos, and photography-related information for inclusion in *The Viewfinder*. Thank you!

**Next Meeting
To Be Held Virtually
Using
ZOOM
May 4th, 2021
5:00 p.m.
Doors Open @ 4:30 p.m.**

Viewfinder Seeks Submissions From Members

The Viewfinder invites PPS members to submit their work for any of the following features:

- The Story Behind the Photo:** Send in one or more photos and the story behind them.
- Photo Essay:** Send in a series of photographs on a topic or location.
- Insights:** If you would like to contribute an essay with photos on anything to do with photography, you are welcome to send it to us.
- The Parting Shot:** Send in a an entertaining photo that you have taken.

The Viewfinder



Editorial

Editor: Judith Bain

Columns

President's Message: Claude Denis

Program Notes: Guy Ridgway

Photo Submissions: Terry Carpenter

Membership & FB: Linda Cardona

Contributors

Linda Cardona, Brian Crangle, Henry Christiansen, Don McLeod, Judith Bain

PPS Executive, 2020 - 2021

President: Claude Denis

Vice-President: Vacant

Secretary: Guy Ridgway (Acting)

Treasurer: Kathryn Danford

Past-President: Margaret Hamilton

Outings Director: Vacant

Program Director: Guy Ridgway

Membership Director: Linda Cardona

Social Media: Linda Cardona

Member-at-Large: Vacant

Member-at-Large: Vacant

Projectionist: Terry Carpenter (Acting)

Web Master: George Giarratana

Editor, The Viewfinder: Judith Bain

Contact Us

The Viewfinder is the newsletter of the Peterborough Photographic Society. It is published 10 times a year from September to June.

Write to us or send us your stories, images, articles, poetry, ideas, and your humour, here at

ppsviewfinder@gmail.com.

You can also visit our website at:
www.peterboroughphotographicsociety.com.

We're also on Facebook! You can find us at www.facebook.com/PeterboroughPhotographicSocietyCanada.

Submissions to The Viewfinder

We encourage PPS members to submit their photos and personal news, as well as articles, poetry, writing, and humour about photography and our club.

Text submissions should be in one of the following file formats: .doc, .rtf, .odt, or .pub. Image files in formats such as .jpeg, .tiff, .gif, or .png graphic file.

The Editor reserves the right to edit all submissions for size, content, and style without consultation.

All content remains the intellectual property of the creators, and copyright is held by them. It may not be copied, reproduced, printed, modified, published, up-loaded, down-loaded, posted, transmitted, or distributed in any way without written permission.



The Parting Shot

By Judith Bain

SPRING!



J.A. Bain