

The Viewfinder



President's Message By Guy Ridgway

What a Year It's Been!

As our season draws to its finale, my thoughts naturally turn to how we've collectively made the Peterborough Photographic Society a success despite the dire circumstances imposed by such a potent, invisible enemy that has swept the world.

In the June 2020 executive meeting we were faced with the decision to cancel further meetings for our new season, or conduct them remotely using something called the Zoom app. We were concerned about the challenges that such a digital approach might present and whether our members would buy into the experiment. Some Ontario clubs had already decided to cancel their season's meetings altogether. It was a challenging time – we had to consider that we could return to in-person meetings by January, at the latest, since we assumed the pandemic would be short lived (oh boy!). Over the summer months we held three Special Meetings, along with our Annual Executive meeting (all via Zoom), to try to forge the path ahead.

In This Issue

- [President's Message, pp 1-2](#)
- [Program Notes, pp 3-6](#)
- [Program Calendar, p 7](#)
- [Photo Submissions, p 8](#)
- [Memberships, p 9](#)
- [Web Site Report, p 10](#)
- [Facebook, p 10](#)
- [Outings, p 11](#)
- [Article, p 12-14](#)
- [Article, p 15-16](#)
- [Photo Contest, p 17](#)
- [Notices, p 18](#)
- [From the Editor's Desk, p 19](#)
- [Viewfinder Information, p 20](#)
- [Parting Shot, p 21](#)

That's all history now. We resolved our issues well in time to declare that we would host a new speaker every month from September through June (without breaking the bank).

This decision proved to be so successful for a few reasons. Particularly because it has allowed us to reach far beyond our own "backyard" to find some extraordinary presenters on a wide variety of topics.

We were pleased to find that we hadn't lost any members and had gained some new ones. We were quite fortunate to welcome a few members from the Bancroft club, who wouldn't have considered the opportunity without our offering of on-line meetings.

Linda Cardona introduced the very successful monthly on-line event, "**Let's Talk Photography**," with its casual fireside chat format. This has provided a way to retain some social aspects of our in-person meetings.

Continued on Page 2

President's Message Continued

Zoom presents yet more exciting prospects for our new season: more remote speaker events, on-line discussion sessions, and, potentially, workshops. That said, we remain optimistic that we will return to in-person meetings by January. The face-to-face social gatherings at such meetings have always been an important part of what it means to belong to a club. There are even rumours of the possibility of a June BBQ in 2022.

As we consider our plans for the new season, we're thankful to have such a vibrant and enthusiastic membership dedicated to a common purpose – the pursuit of the art of photography.

"There are always two people in every picture: the photographer and the viewer"

— Ansel Adams



"Kawartha Highlands Impression"



Program Notes By Guy Ridgway

May Speaker – Colin Jarvis

For those who caught Colin’s January address, “**Mono Moods**”, from Preston, England, this evening’s event was a special return engagement. Colin delivered his new presentation, “**A Portrait of the Landscape**”, from the county of Somerset in the south-west of England.

He presented a panoply of compelling images from such UK regions as Devon & Dorset, The Lake District, Glencoe, Yorkshire Dales, Northumberland, the Isle of Skye, North Wales, and beyond the UK to Lofoten (Norway).

Colin’s talk included just the right mixture of descriptive narrative and photographic technical details. We saw how he gets the amazing effects he does using ND and ND grad filters. Most landscape photographers consider a set of neutral density graduated filters to be one of the most useful, if not essential accessories you can own. These filters allow you to maintain tonal detail in a sky that’s significantly brighter than the foreground (and from Colin’s talk we now know what a “reverse grad” is!)

Thank you, Colin, for such an engaging evening of captivating images delivered in your very conversational style!



“St. Monans Breakwater”, by Colin Jarvis

Continued on Page 4

Program Notes Continued

June Speaker – Dave Brosha: "A Planet of Light"

Tuesday June 1st, 7:00 p.m. (Doors open at 6:30 p.m.)

"One of the most celebrated creative photographers in the world" – Nikon

"One of the leading lights in the highly competitive world of North America outdoor photography" – Outdoor Photography Magazine

"Critically acclaimed ... spectacular photos" – The Globe and Mail

We wind up our season of Zoom-based speakers with a highly anticipated presenter, Dave Brosha – a photographer, a dreamer, a documenter, a writer, an explorer, and a purveyor of beauty and light. He is a Fellow of the Royal Canadian Geographic Society, a Sigma Pro Photographer, and a Strobepro Professional.

In his landscape / nature photography-themed talk, "**A Planet of Light**", Dave takes listeners through his main considerations when documenting the outdoor world around him, including thoughts on composition, tools of the trade, looking for your "wow" in any scene, and thinking creatively when in situations that can sometimes, on the surface, look very ordinary.

In his own words,

"I am on a continual journey to seek out and capture the beauty of existence – whether it's the most extreme and pristine environments in our world, or the beauty of humanity. I am passionate across a wide spectrum of photographic genres and avoid labels."

In addition to living throughout northern Canada for much of his life Dave has also lived in Asia and has travelled extensively through Canada's provinces and territories and numerous countries abroad. He will be speaking to us from his home on Prince Edward Island.

We are pleased to host such a passionate Canadian photographer, educator, explorer, and writer.

Watch for your Zoom invitation by e-mail and be sure to join us for a special evening with one of Canada's premier photographers.

Website: davebrosha.com

500px: 500px.com/p/davebrosha?view=photos

Facebook: www.facebook.com/davebroshaphotography

Continued on Page 5

Program Notes Continued



"Inner Peace / Outer World", Dave Brosha



Dave Brosha

Continued on Page 6

Program Notes Continued



“Sahara Sweep”, Dave Brosha

About PPS Zoom-Based Presentations

For our June 1st speaker presentation, we will be “opening the doors” on Zoom at 6:30 p.m., to allow members some extra time to socialize before **the talk begins at 7:00 p.m.** Attendance will be by e-mailed invitations issued to all PPS members and registered guests on the day of the event.

The President’s introductory remarks will begin at 7:00 p.m., followed by the Membership Director’s welcome to new guests and my speaker’s introduction. **Once the talk gets underway, all members will be muted for the duration of the talk** to avoid distractions. Members are encouraged to ask questions during this presentation by pressing the spacebar (on a PC or a Mac) or otherwise temporarily unmuting themselves (on tablets or phones).

If you know of any non-members who wish to join us for the June 1st event, please have them contact Linda at ppsmembership@gmail.com. Guests are permitted to attend one free Zoom event before becoming a PPS member.

Please do not hesitate to contact me or Linda Cardona for help using Zoom.

Guy Ridgway,
Program Director
(PPSPrograms@gmail.com)

Program Calendar

PPS 2020-2021 Program Calendar

- ❖ The following categories comprise the monthly slideshow: **Theme**, **Outing** (see Notes, below), and **Photographer's Choice**.
- ❖ All monthly meetings are Zoom-based. For assistance, please contact Linda Cardona or Guy Ridgway
- ❖ Zoom speaker presentations begin at 7:00 pm, unless noted otherwise.

Date	Speaker	Activity	Theme
Sep 01	Wayne Fisher – Architecture and Minimalism		Fruit Still Life
Oct 06	Ariel Estulin – Star and Night Photography		Complementary Colours
Nov 03	Rob Stimpson – Chasing Ernie		Through a Closed Window
Dec 01	Lydia Dotto – Great Lakes Shores		Vintage/Old
Jan 05	Colin Jarvis [UK] – Mono Moods ** 4:30 pm **		Black & White
Feb 02	Lola Reid Allin – Chile: Top to Bottom		Tools of the Trade
Mar 02	Don Komarechka – Macro Photography: The Universe at Our Feet		Upside Down
Apr 06	Michelle Valberg – For the Love of Wildlife		Reflections
May 04	Colin Jarvis [UK] – A Portrait of the Landscape ** 5:00 pm **		Street Scene
Jun 01	Dave Brosha – A Planet of Light		Porches

Notes:

- ❖ Speakers and presentation dates are subject to change, with notice to members.
- ❖ Outings: One per month, each photographer chooses own location, different location each month, up to 3 images per location.




Photo Submissions By Terry Carpenter

Submitting Photos for Slide Shows

The following is the information you need to submit images for the Monthly slideshows at www.peterboroughphotographicsociety.com

If you have any questions, suggestions or comments about the slideshow, including the music, please let me know at tcarp@cogeco.ca

Members may submit up to three images each for monthly Theme, six images for Photographer's Choice, and up to three images for each Outing. Please note that the Theme images should be shot within the current year of the club. The deadline for submitting your images is always the Tuesday before the meeting, at midnight.

Before submitting your images they must be titled and re-sized as instructed below. Images must be JPEGs. First, select the images you wish to submit into the PPS Categories, and copy them into a folder. Re-size your images: If the image is landscape orientation (wider than tall) make the width 1024 pixels and let the height float. If portrait, make the height 768 pixels and let the width float. Correct sizing greatly improves the appearance of image titles. No cropping is required. After re-sizing them give each image a simple title, such as "Lift Locks At Sunset.jpg". DO NOT ADD YOUR NAME (the system will automatically put your name on the image for our presentation).

Go to <http://www.peterboroughphotographicsociety.com/>, then to HOME, then to IMAGE SUBMISSIONS, and then to DROPBOX LINKS FOR IMAGE SUBMISSIONS. The first link you will see on this page is "Preparing Images or Video for Club Slideshows". Please click on this to find out all you need to know to submit images. Now, go back to the DROPBOX LINKS FOR IMAGE SUBMISSIONS page. Scrolling down the page you will see all the categories we use: Theme, Photographer's Choice, Breakfast Outings and Regular Outings, Member Slideshows and Video Submissions, Miscellaneous Files, and Brown Bag. Here you will also see a brief description of each category. Also, you will see each category highlighted in blue. This will be the link to click on to submit your images. Click on the blue link and this will take you to a Dropbox page asking you to choose your files. Click this icon and it will open a page where you can select the images you wish to submit (you do not need a Dropbox account and do not need to Sign In to Dropbox).

Members must not attempt to submit folders of images, even though Dropbox presents that as an option. Highlight your selected images and click on "Open" at the bottom right hand corner of the pop-up. This will direct you to a page showing you which category you have selected, will show you the images you have selected, and ask you for your name and e-mail. After typing this information click on Upload at the bottom of the page. And that is all there is to it. I know in print it sounds like a lot, but in reality it is very quick and smooth. Now, close the page and go to the next category and repeat the instructions.

SUBMISSION MUSTS: Please read and try to keep these four simple guidelines in mind when submitting your images each month.

SUBMISSION DEADLINE: Images must be submitted before midnight on the Tuesday one week before the monthly meeting. Images submitted after this time may not be included in the slideshow.



Memberships by Linda Cardona

Do you remember life before COVID-19? I know it is a faint recollection. Well, in the years previous to COVID-19, we would start collecting PPS annual membership fees in May. So, for a semblance of normality, we would love to start collecting PPS annual membership fees now. Tim Young is our new treasurer. Welcome Tim! Tim is ready and eager to receive as many annual membership fees as possible. Membership fees this year are back to our normal rates. (I told you we are getting back to normal). Single \$50.00, Couple (same address) \$75.00, student \$20.00. If you have any questions, please feel free to contact me at ppsmembership@gmail.com

Cheques:

- Cheques are to be made out to PPS
- Mail or Drop-off to Tim Young: 704 Ford Cres, Cavan, ON L0A 1C0
- Tim will mail out a receipt and membership card
- Tim's e-mail: tycl@nexicom.net
- Tim's phone: (705) 313-9606

E-Transfer:

- E-transfer to Tim's e-mail: tycl@nexicom.net
- Tim will mail out a receipt and membership card
- Top Secret Security Question: "Where is our club located?"
- Top Secret Security answer: "Peterborough"

Cash:

- Drop off cash at Linda Cardona's House. Call or e-mail in advance.
- 421 Albertus Ave, Peterborough
- Linda will provide a receipt and a membership card
- Linda's e-mail: ppsmembership@gmail.com
- Linda's phone: (705) 772-5564



Don McLeod



Web Site Report By Linda Cardona

The Web Site Re-design Team (Guy Ridgway, Claude Denis, George Giarrantana, Harmony Reinhardt, and Linda Cardona) has been working hard for the last few months to design and implement a new web site. The learning curve has been steep, but we are making progress. Right now, it is too soon to show the web site to our members. However, by September we think we will be able to show everyone the progress that we have made.

The home page (the main page) will contain a rotating slideshow of members' images. We are hoping that as many members as possible will submit one image each to be included. We want each one of you to choose your best / favourite photo. Remember, this is the public's first impression of our club and we want to wow them.

We are ready to start accepting your images now. Landscape images (horizontal) are preferred. The Dropbox link is <https://www.dropbox.com/request/PscPDNBXVxhqenNSHGNf> You do not have to worry about re-sizing images – we will re-size the images for you and add your name as well.

If you have any questions, please feel free to contact me at ppsmembership@gmail.com

Facebook By Linda Cardona

The PPS Private Facebook Group is a great place to see timely reminders about key dates and information regarding PPS. I would like to thank Harmony Reinhardt (e-mail: harmonyreinhardt@gmail.com) for taking on this role.

The PPS Private Facebook Group is also a place to share your thoughts and your images. We would love to hear the details about any photos that are posted – which camera / lens / settings / where you took the photo, etc. It is a good opportunity to both learn from each other and be inspired by each other.

Suzanne Schroeter continues to do an amazing job of displaying new photography banners each month on both our public and private Facebook sites. Suzanne is always in need of more images, so please get in touch with Suzanne for any details at suzanne723@gmail.com

If anyone is wanting to join our PPS Private Facebook Group and needs assistance or for any other questions, please contact me at ppsmembership@gmail.com.




Outings By Dave Duffus

June Outings

To keep within pandemic rules, the June outing will be **“Your favourite place to walk”**.

Each photographer may choose a different location each month and submit up to three photos per location. The deadline for photo submissions is August 31st for inclusion in the September slide show.



“Columbine”, by Judith Ban



Milky Way Photography

Part Two of Two

(Please Note: Henry wrote this article as a reminder to himself regarding the steps he took when he began to take photographs of the Milky Way. If you have any questions regarding these notes, please contact Henry.)

Options for Post Processing – Multiple Frames increase data & reduce noise

Single Frame for sky and land

Process in LR as above and then finish in PS

Separate Frame for sky and land

Process Sky Image in LR as above

Process Land Image in LR to taste – disregard sky in processing

Bring both images into PS as layers

Align Layers manually using the blend mode – Difference

Combine the two layers together using a Mask

3. Multiple Frames – duplicated later and $\frac{1}{2}$ used for sky and $\frac{1}{2}$ used for land

Multiple exposures exposed for the sky – processed to reduce noise

Process a single frame in LR as above

Sync to the other images in the group

Open as layers in PS

Select all layers

Duplicate all layers

Re-name one set of layers as sky & the other as land

Land Images

Select all the copied layers

Right click on these & select Smart Object

In Layers on Main Menu

Select Smart Object – Stack Mode – median

Re-name Smart Object as Foreground

In Filters on Main Menu – Noise – Dust & Scratches

Adjust Radius until hot pixels disappear R = 1 – 3

Adjust Threshold up until just re-appear then back slight T = 29

Turn off Foreground Layer

Delete all Layer Mask

Continued on Page 13

Article Continued

Sky Images

- Turn off all Sky layers except for the bottom one
- On the bottom Sky layer – bring up a white mask
 - Paint in black to completely remove the foreground
 - Can [ALT] + Click to see contents of mask
 - We are left with just Sky in image
- [ALT] & drag the Mask to all the other Sky layers
- Select all Sky layers
- Edit from Main menu – Auto Align Layers – Auto – OK

Select all Sky layers

- Right click on these & select Smart Object
- In Layers on Main Menu
 - Select Smart Object – Stack Mode – median
- Re-name Smart Object as Sky

Sky & Land Combined

- Turn on both layers
- Using a Layer Mask combine the Sky and Foreground

4. Multiple Frames – processed in Sequator to reduce noise

- Process one of the 9 or 11 images exposed for sky in LR as above
- Sync the settings to the other images in the set
- Select the images in the set as well as the 2 Black frame image
- Right click and export them as 16 bit TIFF files to a location
- Process in Sequator as indicated below

5. Multiple Frames – vertically in two row pano – increases data & reduces noise

- Process one of the images in the set in LR as above
- Sync these settings to the other images in the set
- With all images in set selected
 - Right click
 - Photo Merge
 - Panorama
 - Try – Spherical – Cylindrical – Perspective – see which works best
 - Fill Edges and/or Auto Crop if desired
 - Click [OK]
 - Creates new Raw Panoramic in LR

Continued on Page 14

Sequator

Recommend 9 or 11 Star Images

Star Images Load the Star image files without Base image

Base Image Load the middle image as the base image

Noise Images Load in Black frame images

Output Name Output file

Composition: Align Check – Freeze Ground

Check – Selective

Sky Region Check – Irregular Mask

Check – Auxillary Highlight

Paint in Sky with Green – Left Mouse button

Paint out with Red – Right Mouse button

Scroll Wheel to change brush size

Optional Auto brightness ON

High dynamic range ON

Remove dynamic noises ON


Reduce distortions Auto

Reduce light pollution Uneven

Enhance Starlight ON

Colour Space Adobe





How to Mirror an Image and Merge Together

If you have ever wished you had two instead of one, here is a quick and easy way to get that wish. With the following guidelines you can mirror one of your masterpieces and merge the two together. I use Photoshop Elements, but I am sure other editing software will be very similar.


- 1 Always make a duplicate copy of your original
- 2 Crop your image to where you would like the centre line to be placed.
- 3 Hit control J to make a duplicate layer.
- 4 Now go to the Menu bar and click on IMAGE, ROTATE, THEN FLIP LAYER HORIZONTALLY. It is important not to click on flip horizontally, but click on **flip layer horizontally**.
- 5 Go to your toolbar and click on the move tool and while holding down the shift key slide the top image left or right to the centre line of your picture.
- 6 Once again go to the Menu Bar and go to IMAGE, RESIZE, AND THEN TO REVEAL ALL. You will now see the whole of your image. You can make any final tweaks using the move tool.
- 7 Finally go the MENU BAR AND SELECT LAYERS AND CLICK ON FLATTEN LAYER.
- 8 Save your image

Have fun
Terry Carpenter




“Collision Course”

Continued on Page 16



Article Continued



“Cobourg Harbour”



“Belly Flop”

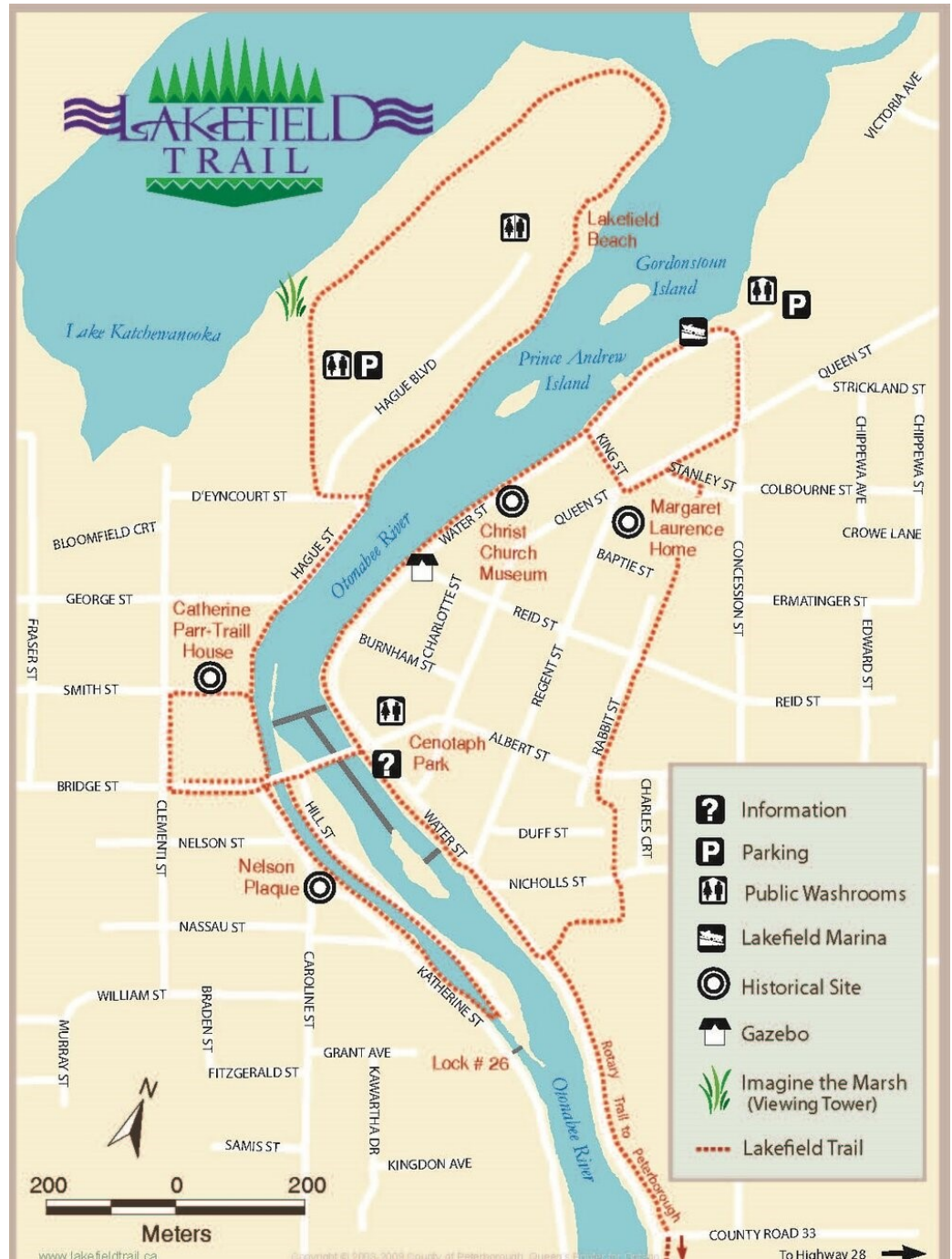
Photo Contest!

The Lakefield Trail Stewardship Committee invites people to help celebrate the 20th anniversary of the Lakefield Trail in 2021 by entering your photos in a [year-long photo contest](#).

“It has always been a very well-used recreational trail, but this year it has been critical infrastructure in our village,” says Bruce Bellchambers, Chair of the Lakefield Trail Stewardship Committee. “Physical and mental health is so important and our trail is accessible for all to enjoy.”

The Lakefield Millennium Trail opened in 2000 as way to celebrate the new millennium and the 125th anniversary of the Village of Lakefield. So many natural and historic locations along the trail result in wonderful photo opportunities.

The Lakefield Trail photo contest will run for all four seasons of 2021. Photos must be taken with at least one foot on the Trail and then e-mailed lakefieldtrailphotocontest@gmail.com



Notices

Outings

Outings
are
On Your Own
and
At Your Convenience

Themes

June: Porches

Themes for the 2021 - 2022 Season

September: Silhouette
October: Charming Places
November: The Colour Orange
December: Hats or Caps
January: Frame in a Frame
February: Negative Space
March: High Key
April: From a Low Angle
May: Pastime
June: Macro Flowers

THEME

<https://www.dropbox.com/request/bPYd3c9adqfXlofHT2Bg>

PHOTOGRAPHER'S CHOICE

<https://www.dropbox.com/request/rFJf6AJYhx7p5OaqAaaO>

REGULAR OUTINGS

<https://www.dropbox.com/request/gvt47J5XOkzngcFKBFly>

BREAKFAST OUTINGS

<https://www.dropbox.com/request/pacpHj3UezS1cuoJchcA>

MEMBER SLIDE SHOWS AND VIDEOS

<https://www.dropbox.com/request/CNjrOWgqC4o3Zu8ixDVO>

MISCELLANEOUS FILES

<https://www.dropbox.com/request/86CXhKvxLCPtXRKgfndI>

BROWN BAG

<https://www.dropbox.com/request/N3ZwiIwkSeHLOWngB5uN>

Do You Need Help With Computer Work?

Any member who needs help with the computer aspects of photography may feel free to approach our Web Master, George Giarratana, at the e-mail address noted below. Issues with post-processing, cropping, preparing photos for export, etc., are the things that George can help you with.

photos@peterboroughphotographicsociety.com



From the Editor's desk By Judith Bain

Your Newsletter Needs You!

This is a reminder to all PPS members that ***The Viewfinder*** is YOUR newsletter.

We can only continue to publish our monthly editions if we have contributions from the membership. Please contribute to the PPS by sending articles, photos, and photography-related information for inclusion in *The Viewfinder*. Thank you!

Next Meeting

To Be Held Virtually
Using
ZOOM

June 1st, 2021

7:00 p.m.

Doors Open @ 6:30 p.m.

The Viewfinder Seeks Submissions From Members

The Viewfinder invites PPS members to submit their work for any of the following features:

- The Story Behind the Photo:** Send in one or more photos and the story behind them.
- Photo Essay:** Send in a series of photographs on a topic or location.
- Insights:** If you would like to contribute an essay with photos on anything to do with photography, you are welcome to send it to us.
- The Parting Shot:** Send in a an entertaining photo that you have taken.

The Viewfinder



Editorial

Editor: Judith Bain

Columns

President's Message: Guy Ridgway

Program Notes: Guy Ridgway

Photo Submissions: Terry Carpenter

Membership & FB: Linda Cardona

Outings: Dave Duffus

Contributors

Linda Cardona, Henry Christiansen, Don McLeod, Terry Carpenter, Kathryn Danford, Judith Bain

PPS Executive, 2021- 2022

President: Guy Ridgway

Vice-President: Vacant

Secretary: Erin Burrell

Treasurer: Tim Young

Past-President: Claude Denis

Outings Director: Dave Duffus

Program Director: Guy Ridgway

Membership Director: Linda Cardona

Social Media Director: Linda Cardona

Member-at-Large: Kathryn Danford

Member-at-Large: Margaret Hamilton

Projectionist: Terry Carpenter

Web Master: George Giarratana

Editor, The Viewfinder: Judith Bain

Contact Us

The Viewfinder is the newsletter of the Peterborough Photographic Society. It is published 10 times a year from September to June.

Write to us or send us your stories, images, articles, poetry, ideas, and your humour, here at

ppsviewfinder@gmail.com.

You can also visit our website at:
www.peterboroughphotographicsociety.com.

We're also on Facebook! You can find us at www.facebook.com/PeterboroughPhotographicSocietyCanada.

Submissions to The Viewfinder

We encourage PPS members to submit their photos and personal news, as well as articles, poetry, writing, and humour about photography and our club.

Text submissions should be in one of the following file formats: .doc, .rtf, .odt, or .pub. Image files in formats such as .jpeg, .tiff, .gif, or .png graphic file.

The Editor reserves the right to edit all submissions for size, content, and style without consultation.

All content remains the intellectual property of the creators, and copyright is held by them. It may not be copied, reproduced, printed, modified, published, up-loaded, down-loaded, posted, transmitted, or distributed in any way without written permission.



The Parting Shot

By Kathryn Danford

Going Nowhere ... Like All of Us!

