

The Viewfinder

*Newsletter of the Peterborough Photographic Society
October 2021*



In This Issue

President's Message, pp 2-3
Program Notes, pp 4-7
Program Calendar, p 8
The Challenge, pp 9-10
Outings, p 10
Memberships, p 11

Image Submissions, pp 12-13
From the Editor's Desk, p 14
Notices, p 15
The Viewfinder Information, p 16
The Parting Shot, p 17



"Prairie Sky", by Claude Denis

The Viewfinder

Newsletter of the Peterborough Photographic Society
September 2021



President's Message

What's Your Style?

When we talk about a photographic style, we generally refer to how a photographer's finished product looks, so that you tend to recognize the photographer by her style.

But I want to use "style" to describe the thinking you put into your craft and how you arrive at certain ways of working with your camera – it's about your "process". Often, you might apply a different style depending on the genre you're dealing with, i.e., landscape, architecture, street, macro, wildlife, portraits, etc.

It's about your habits and ways of thinking when you decide to capture an image. This is what a photographer often finds interesting about other photographers (well, at least I do). It goes beyond the technical aspects of shot-taking, i.e., settings for aperture, shutter speed, ISO, filters, flash, Manual vs. Auto, etc.

This makes me think of different style types:

Walk-about – often a specific location. Spontaneous, but perhaps with a "vision" of the result. Never without your camera. Carry one or two zoom lenses. Maybe a tripod. Polarizing filter, perhaps [Think of Dave Brosha: visit a beach and find 10 things to photograph]

Premeditated – plan each image. Scout the location before hand. Spend time in set-up and execution. Take several lenses, ND and GND filters, intervalometer. Do some groundwork before you leave home.

Casual – shoot from the hip. Spontaneous. No strong, prior "vision". Unplanned locations or compositions. It's whatever you come across, but using your photographic eye to capture an interesting moment or scene. Take a single zoom lens, or use a compact camera with fixed zoom, or cell phone. Leave the tripod at home. No filters. Think street photography.

Procedural – use a well-defined set of step-by-step instructions to be followed for any photograph. Think studio session or astrophotography (and post processing). A tripod is a must.

Not to imply there are no overlaps. You can be somewhat Premeditated while being somewhat Casual

Continued on Page 3

President's Message Continued

What's my style?

For landscapes, I'm the **Premeditated** type. I'll ...

Think about the area or location where I want to shoot.

Take my complete kit, plus tripod.

Create a "vision" of how the image should turn out. Therefore, consider the quality and direction of the light, depending on time of day, direction, etc.

Run a mental walk-through to try to anticipate problems before I set out.

Consult *The Photographer's Ephemeris* or *PhotoPills* to ensure the full moon, or the Milky Way, or the sunrise / sunset aligns with my preferred foreground.

For studio still life, I'm definitely **Procedural**. I'll follow the steps I learned in my still life courses to the letter, every time. I have a detailed "vision" of the end result and I spend an exorbitant amount of time on composition and post processing.

What's your style? I'm interested. It might be one, or none, of the above. Send me your thoughts and we can discuss things in a future "**Let's Talk Photography**" Zoom session, over a cup of joe.

PPSPrograms@gmail.com.



"The Pier, Swanage", by Guy Ridgway



September Speaker – Michael Chinnici – Evoking Emotion

Michael's presentation was aptly titled – in addition to his superb images his entire presentation evoked emotion. This talk held something for everyone because it spoke to those photographic elements that we can all think about when practicing our craft – that is, how to incorporate these qualities in our images: Colour, Perspective, Mood, Authenticity, Beauty, and Connection.

Besides considering the aesthetic aspects of those qualities, Michael illustrated each one perfectly with anecdotes and the stories behind the photos. His talk turned out to be a master class in how to achieve, "*Images that get people to smile, laugh or cry. Or stop and say, "wow".*"

Michael's presentation illustrated several ways for us to think about how we approach the art of photography.

Thank you, Michael, for such an inspirational evening!

Website: michaelchinnici.com

500px: [500px.com/p/michaelchinnici](https://www.500px.com/p/michaelchinnici)

Facebook: [facebook.com/michael.chinnici](https://www.facebook.com/michael.chinnici)

October Speaker – Sharon Tenenbaum – My Story / The Art of Architecture

NOTE: The Tuesday, October 5 meeting has been moved to Monday, October 18!

!! IMPORTANT !!

The October speaker's presentation by Sharon Tenenbaum
occurs on **MONDAY, OCTOBER 18, 7:00 p.m.** (doors open at 6:30 pm)

!! IMPORTANT !!

Continued on Page 5

Program Notes Continued

Please join us on **MONDAY, OCTOBER 18 at 7:00 p.m.** to welcome **Sharon Tenenbaum**, an internationally acclaimed fine art photographer based in Richmond, B.C.

Sharon's passion for photography started with street photo-journalism, yet combined with her original background as a Civil Engineer, her work covers a wide gamut of subject matter from 'in the moment' photo-journalism to fine art architectural photography.

As a photographer, Tenenbaum is a self-taught artist, having learned her craft through personal research and practical experience behind the camera. In her work, she incorporates a long-exposure technique to expand the expressive dimensions of her art.

In her own words ...

"Architectural photography is where I get to marry my left engineering brain with my right artistic side. A celebration of lines, curves, and tones. This portfolio of fine art architectural images varies in subject and form as does my photography growth as an artist."

Sharon's compelling images can be found on her website. Check out her "Awards and Achievements" page where you'll find a CBC interview with this accomplished artist.

Please Note: This presentation will be approximately 1h 15m long, followed by a Q&A. There will be a 5-minute break at the midpoint.

Watch for your Zoom invitation by e-mail and be sure to join us for a special evening with Sharon.


Website: sharontenenbaum.com

Facebook: facebook.com/sharontenenbaumphotography

YouTube Channel: youtube.com/c/SharonTenenbaumLifeprintsPhotography



Continued on Page 6



About PPS Zoom-Based Presentations

For our October 18th speaker presentation, we will be “opening the doors” on Zoom at 6:30 p.m., to allow members some extra time to socialize before **the talk begins promptly at 7:00 p.m.** Attendance will be by e-mailed invitations issued to all PPS members and registered guests on the day of the event.


The President’s introductory remarks will begin at 7:00 p.m., followed by the Membership Director’s welcome to new guests and my speaker’s introduction. **Once the talk gets underway, all members will be muted for the duration of the talk** to avoid distractions. Members are encouraged to ask questions at the end of the talk by pressing the spacebar (on a PC or a Mac) or otherwise temporarily un-muting themselves (on tablets or phones).

If you know of any non-members wishing to join us for the October event, please have them contact Linda at ppsmembership@gmail.com. Guests are permitted to attend one free Zoom event before becoming a PPS member.

Please do not hesitate to contact Linda Cardona or me for help using Zoom.

Guy Ridgway,
Program Director
PPSPrograms@gmail.com

Continued on Page 7



Program Calendar

- ❖ The following categories comprise the monthly slideshow: **Monthly Theme**, **Outings** (see Notes, below), and **Photographer's Choice**.
- ❖ Meetings Sep-Dec are Zoom-based, **Jan-Jun are in-person**
- ❖ Speaker presentations begin at 7:00 pm, unless noted otherwise.
Note the Monday, October 18, date
- ❖ Sep-Dec: **Let's Talk Photography**: 3rd Tue each month.

Date	Speaker	Activity	Theme
Sep 07	Michael Chinnici – Evoking Emotion		Silhouette
Oct 18	Sharon Tenenbaum – My Story/The Art of Architecture	Location Challenge	Charming Places
Nov 02	Nic Stover – Evaluating & Working with Light		The Colour Orange
Dec 07	Lydia Dotto – Event Photography	Location Challenge	Hats or Caps
Jan 04		My Photography Members' 5-Slide Essay	Frame in a Frame
Feb 01		Location Challenge Pick Up Your Empty Brown Bag	Negative Space
Feb ??		Workshop?	
Mar 01	TBA	My Photography Leave a Brown Bag, Get a Brown Bag	High Key
Apr 05		Location Challenge Brown Bag Photos	From a Low Angle
May 03	Cindy Taylor – My Journey Through Travel Photography	My Photography 5-Minute Slide Shows	Pastime
Jun 07		BBQ Executive Election Location Challenge Annual Members' Slide Show	Macro Flowers

Notes:

- ❖ Outings: Sep-Dec: One outing per month, Outings Director specifies location, date, time. No sign-up required. If unable to attend on specified date, choose any date in following week. Submit up to 3 images. Jan-Jun: Breakfast Outing (meet for breakfast) and Regular Outing each month. Up to 3 images per outing. Sign-up required.



The Challenge

By Brian Crangle

The Challenge for October is a little different. As most of you are aware, my good friend of 30 years, George Dimitroff, was the first victim of Covid 19 in the City of Peterborough. Not only was this a shock, as we had worked together for 20 years, but George was very fit and in good shape. He rode his bicycle to Lakefield regularly and was a mere 68 years old!

In his memory, his wife, Sheila, along with his family and friends, had a memorial bench erected in Lakefield. The bench is located on the east bank of the river at the Marina, just off the south-west corner of Isabel Morris Park.

Your challenge is to photograph the location to include all or part of the bench. I realize that this is a rather tricky assignment. Be creative and think outside the box. Perhaps we could say a word or two to George while we are there.

By the image submission deadline, October 26, submit one Challenge image through the Miscellaneous Dropbox link via the "Dropbox Links for Image Submissions" page on the PPS web site.

Thanks to Lydia and Linda for the theme suggestion.
Looking forward to seeing your images.
Brian



Continued on Page 10

The Challenge Continued



Outings By Dave Duffus

The October Outing will be at Jackson Park, on Wednesday, October 13th, at 10 a.m. We will meet there. There will be not be a get together afterwards.



Memberships

By Linda Cardona

Thank you to all of you who have sent your Membership Fees in early. It helped us tremendously with early budget projections.

Fees are now due for everyone else who has not paid yet.

Tim Young, our new treasurer is ready and eager to receive annual Membership Fees.

Membership Fees this year are back to our normal rates: Single \$50.00, Couple (same address) \$75.00, Student \$20.00.

Please note, there are three easy ways to pay: by cheque, by E-transfer, or with cash. If you have any questions, please feel free to contact me at ppsmembership@gmail.com

Cheques:

- Cheques should be made out to PPS
- Mail / Drop-off to Tim Young: 704 Ford Cres, Cavan, ON L0A 1C0
- Tim will mail out a receipt and membership card
- Tim's e-mail: tycl@nexicom.net
- Tim's phone: 705-313-9606

E-Transfer:

- E-transfer to Tim's e-mail: tycl@nexicom.net
- Tim will mail out a receipt and membership card
- Security Question: Where is our club located?
- Top secret security question answer: Peterborough

Cash:

- Drop off cash at Linda Cardona's House. Call / e-mail in advance.
- 421 Albertus Ave, Peterborough.
- Linda will provide a receipt and a membership card
- Linda's e-mail: ppsmembership@gmail.com
- Linda's phone: 705-772-5564




Image Submission Guidelines by Terry Carpenter

Members can submit up to **three images each for monthly theme, and six images for photographers choice, and up to three images for each outing.** Please note that the Theme images should be shot **within the current year of the club.**

Outing images submitted must be from the **current outing and from the same day as the outing.** **Due to risks of COVID-19, outings may be scheduled for weekdays. During the pandemic, if you are working or have other commitments for the scheduled day, you can shoot the outing images at your leisure. However, they still must be from the chosen location and shot within the week (7 days) after the original assigned outing date.** If you have images from a previous outing, they can be submitted into the PC category. Images must be submitted by the **Tuesday Midnight** before the monthly meeting. Images submitted after this time may not be shown.

Before submitting your images Please title and re-size as instructed below. Images must be in JPEG. We prefer that the images be down-sized, but if there is a problem with down-sizing just send them in full size and they will be sized before going into the slide show.

Re-sizing your images:

Images must be submitted in JPEG format. It is recommended, but not mandatory, that images be re-sized according to the following standards:

If the image is landscape orientation (width greater than height), re-size the width to be 1024 px and allow the height to adjust automatically.

If the image is portrait orientation (height greater than width), re-size the height to be 768 px and allow the width to adjust automatically.

If the image is square, re-size it to 1,024 px on any side.

After re-sizing them, give each image a simple title, such as Lift locks At Sunset. **DO NOT ADD YOUR NAME.** The new system will automatically put your name onto the image for presentation.

If you wish to see a short video on re-sizing using FastStone Photo Re-sizer, please go to

<https://youtu.be/acEKGxTJpSQ>

To submit your images please go to <http://www.peterboroughphotographicsociety.com/> then to Home and then to Image Submission. The first thing you will see on this page is Preparing Images for Club Slideshow. Please click on this to find out all the information for submitting images.

Continued on Page 13

Image Submission Guidelines Continued

Now go back to the Image Submission page. Scrolling down the page you will see all the Categories we use. Theme, Photographers Choice, Breakfast Outing, Outing, Members Slideshows, and Miscellaneous Files. Here you will also see a brief description of each category.

You will see each category highlighted in blue. This will be the link to click on to submit your images. Click on the blue link and this will take you to a Dropbox page asking you to choose your files. Click this icon and it will open a page where you can select the images you wish to submit (you do not need a Dropbox account and do not need to Sign In to Drop-box). **Please do not attempt to submit folders of images, even though Dropbox presents that as an option.**

Highlight your selected images and click on "Open" at the bottom right hand corner of the pop-up. This will direct you to a page showing you which category you have selected, show you the images you have selected, and ask you for your name and e-mail. After typing this information click on Upload at the bottom of the page. And that is all there is to it. I know in print it sounds like a lot, but in reality it is very quick and smooth. Now, close the page and go to the next category and repeat the instructions.

If you would rather have the Dropbox Links on your desktop instead of going to the website please see instructions below or go to <https://youtu.be/FoOfCviPuSk> to see a short video.

[PLACING DROPBOX ICONS ON THE DESKTOP](#)

1 Go to the PPS website and go to the IMAGE SUBMISSIONS on the left hand side then go to DROPBOX LINKS FOR IMAGE SUBMISSION.

2 Proceed down the page to one of the blue highlighted links such as THEMES OR PHOTOGRAPHERS CHOICE etc..

3 Click on the blue highlighted link. This will now take you to the Dropbox website. No need to click on any of the buttons.

4 At the top of the page in the URL box you will see something like *<https://www.dropbox.com/request/bPYd3c9adqfXlofHT2>*

HIGHLIGHT AND COPY THE ADDRESS IN THE URL BOX.

5 Almost done. Now go to your desktop and RIGHT CLICK ON A BLANK AREA. In the drop-down menu GO TO NEW AND THEN TO SHORTCUT. A BOX WILL POP UP called **Type the location of the item** PASTE THE COPIED URL IN THIS BOX AND THEN HIT NEXT.

6 NOW IT WILL ASK YOU TO TYPE A NAME FOR THIS SHORTCUT. TYPE IN THE NAME YOU WOULD LIKE FOR THE SHORTCUT SUCH AS THEME OR PC ETC. Now click on finish.

7 Go to your desktop and you will now see a new icon titled THEME etc. If you click on this it will take you to the appropriate Dropbox location where you can now submit your images.

8 Repeat the above instructions for the rest of the PPS themes.

Please make sure the pictures you send are placed into the correct Dropbox category. Images sent in the wrong Dropbox will automatically be placed into the category to which you have sent them.

MAY I SUGGEST YOU SAVE THIS LETTER IN A SAFE PLACE OR PRINT IT FOR FUTURE REFERENCE.

Thanks for your cooperation.

Thanks for submitting your images and we look forward to viewing your pictures. Any problems please don't hesitate to contact me at tcarp@cogeco.ca



From the Editor's desk By Judith Bain

Your Newsletter Needs You!

This is a reminder to all PPS members that *The Viewfinder* is YOUR newsletter.

We can only continue to publish our monthly editions if we have contributions from the membership. Please contribute to the PPS by sending articles, photos, and photography-related information for inclusion in The Viewfinder. Thank you!

The Viewfinder Seeks Submissions From Members

The Viewfinder invites PPS members to submit their work for any of the following features:

- ◆ **Cover Page Photo:** Send a favourite photo to grace the Cover Page of the next issue.
- ◆ **The Story Behind the Photo:** Send in one or more photos and the story behind them.
- ◆ **Photo Essay:** Send in a series of photographs on a topic or location.
- ◆ **Insights:** If you would like to contribute an essay with photos on anything to do with photography, you are welcome to send it to us.
- ◆ **The Parting Shot:** Send in an entertaining photo that you have taken.

Notices

Outing

To Be
Announced
at a
Future Date

THEME

<https://www.dropbox.com/request/bPYd3c9adqfXlofHT2Bg>

PHOTOGRAPHER'S CHOICE

<https://www.dropbox.com/request/rFJf6AJYhx7p5OaqAaaO>

REGULAR OUTINGS

<https://www.dropbox.com/request/gvt47J5XOkzngcFKBFIy>

BREAKFAST OUTINGS

<https://www.dropbox.com/request/pacpHj3UezS1cuoJchcA>

MEMBER SLIDE SHOWS AND VIDEOS

<https://www.dropbox.com/request/CNjrOWgqC4o3Zu8ixDVO>

MISCELLANEOUS FILES

<https://www.dropbox.com/request/86CXhKvxLCPtXRKgfndI>

BROWN BAG

<https://www.dropbox.com/request/N3ZwiIwkSeHLOWngB5uN>

Do You Need Help With Computer Work?

Any member who needs help with the computer aspects of photography may feel free to approach our Web Master, George Giarratana, at the e-mail address noted below. Issues with post-processing, cropping, preparing photos for export, etc., are the things that George can help you with.

photos@peterboroughphotographicsociety.com

2021~2022 Themes

October: Charming Places

November : The Colour Orange

December: Hats or Caps

January: Frame in a Frame

February: Negative Space

March: High Key

April: From a Low Angle

May: Pastime

June: Macro Flower

Next Meeting To Be Held Virtually Using ZOOM

October 18th, 2021
7:00 p.m.

Doors Open @ 6:30 p.m.

The Viewfinder



Editorial

Editor: Judith Bain

Columns

President's Message: Guy Ridgway

Program Notes: Guy Ridgway

Photo Submissions: Terry Carpenter

Memberships: Linda Cardona

Outings: Dave Duffus

Contributors

Claude Denis, Teresa Glover, Brian Crangle

Submissions to The Viewfinder

We encourage PPS members to submit their photos and personal news, as well as articles, poetry, writing, and humour about photography and our club.

Text submissions should be in one of the following file formats: .doc, .rtf, .odt, or .pub. Image files in formats such as .jpeg, .tiff, .gif, or .png graphic file.

The Editor reserves the right to edit all submissions for size, content, and style without consultation.

All content remains the intellectual property of the creators, and copyright is held by them. It may not be copied, reproduced, printed, modified, published, uploaded, down-loaded, posted, transmitted, or distributed in any way without written permission.

PPS Executive, 2021 - 2022

President: Guy Ridgway

Vice-President: Vacant

Secretary: Caroline Ridgway (Acting)

Treasurer: Tim Young

Past-President: Claude Denis

Outings Director: Dave Duffus

Program Director: Guy Ridgway

Membership Director: Linda Cardona

Social Media: Linda Cardona

Member-at-Large: Kathryn Danford

Member-at-Large: Margaret Hamilton

Projectionist: Terry Carpenter (Acting)

Web Master: George Giarratana

Editor, The Viewfinder: Judith Bain

Contact Us

The Viewfinder is the newsletter of the Peterborough Photographic Society. It is published 10 times each year from September to June.

Write to us or send us your stories, photos, articles, poetry, ideas, and your humour, here at ppsviewfinder@gmail.com.

You can also visit our website at:

www.peterboroughphotographicsociety.com.

We're also on Facebook! You can find us at www.facebook.com/PeterboroughPhotographicSociety



Reddie Makes a Pumpkin Pie

