

The Viewfinder

*Newsletter of the Peterborough Photographic Society
December 2021*



In This Issue

President's Message, pp 2-3
Program Notes, pp 4-8
Program Calendar, p 9
The Challenge, pp 10-11
Memberships, p 12
Outings, p 12
Story Behind the Photo, pp 13 & 14

Photo Essay, pp 15-17
Before and After, pp 18-19
Image Submissions, pp 20-21
From the Editor's Desk, p 22
Notices, p 23
The Viewfinder Information, p 24
The Parting Shot, p 25



"Autumnal Rural", by Guy Ridgway

The Viewfinder

Newsletter of the Peterborough Photographic Society
December 2021



President's Message

The Survey

As we're all aware, the COVID-19 pandemic continues to affect populations globally. In Canada, the risks posed by the SARS-CoV-2 coronavirus have abated with the advent of effective vaccines, but for some individuals contracting it the disease can still pose serious health concerns. This continues to affect how we operate as a social club.

Over the last 20 months we've been successful with on-line speaker events and program features, and the lack of social contact afforded by in-person meetings has been partly compensated with Linda Cardona's Zoom-based initiative, "Let's Talk Photography". As well, the monthly slide show has been made available via YouTube, allowing viewers to enjoy, at their leisure and as often as they like, the work of fellow members.

But a club such as ours really does rely on that social contact and we have yearned to find "the road back to normal", as Linda would put it. We've continually thought about when the right time would be to resume in-person meetings.

On November 5, a survey was e-mailed to the PPS membership titled, "*Yes/No Survey Question – Return to In-Person Meetings Beginning January?*". Much earlier in the season the executive had optimistically thought that the club could return to regular Tuesday night in-person meetings at the Peterborough Lions Community Centre by January. As we approached the new year with two months to go, we felt we needed to get an impression of our members' comfort level with this option.

To return to in-person meetings, we must comply with the following COVID-19 protocols for the Lions Centre:

- All attendees must provide proof of full vaccination at the door (administered by Lions Centre staff)
- Contact tracing will require members to provide contact name and information
- Masks must be worn at all times within the Lions Centre
- Coffee and treats will not be provided in compliance with the masking requirement
- Chairs will be positioned 6 feet apart and must remain so
- There will be no social break in the meeting

Continued on Page 3

President's Message Continued

The reality of the PPS membership is that it consists of an older demographic. This demands a higher degree of vigilance in how we deal with the possibility of returning to in-person meetings. Being double-vaccinated is a critical requirement, but the provincial case numbers show that even the fully vaccinated are still at risk, although at a significantly lower level than in an unvaccinated population.

With those considerations spelled out I can report the following results of the survey:

Participation rate: 89.4% (42 of 47 members responding)

NO responses: 57.1% (24 of 42) - to not return to in-person meetings in January/February

YES responses: 42.9% (18 of 42) - to return to in-person meetings in January/February

The NO responses formed a clear majority (the result would have been NO even if the five non-participating members has all voted YES) and the executive has decided to honour that result.

Despite not being able to get together in January or February, we will continue with Zoom-based speakers, new initiatives such as "Let's Talk Photography", and the on-line monthly slide show.

We will, of course, re-assess our options for returning to in-person meetings from March through June. The advent of booster vaccinations and vaccination coverage of a wider portion of the population may well allow us to get back to the more social aspects of what our club has traditionally enjoyed.

We recognize that some members continue to experience difficulties participating in the live Zoom-based events, but we have strived to make a recorded version of the presentations available through YouTube each month (since the start of Zoom-based speaker events we have had only one presenter opt out of the request to record).

I want to extend my thanks to those who participated in the survey and provided thoughtful comments and questions. For the time being, I look forward to connecting with you on-line.

Please stay safe and healthy.



"Autumn Cornfield", by Guy Ridgway



November Speaker – Nic Stover: Evaluating & Working with Light

Nic Stover is one of those professional photographers who has taken naturally to educating the public on a variety of photographic subjects, and he proved that in abundance with his talk about working with light. Every moment in his presentation delivered something new about a topic we all need to think about, but about which we rarely consider the finer points and details. All this was backed up with not only superlative images, but with examples of how things can go wrong when considering different lighting effects.

As Nic put it, *“I have a mission, and that is to help amateur nature photographers who are interested in deeper connections, create more impactful images, so they can confidently and consistently express themselves.”* The entire presentation formed an important object lesson on how to think about and work with existing light in nature photography.

Website: stoverphoto.com

December Speaker - Terry Carpenter: Abstract and Special Effects Photography

Please join us on **Tuesday, December 7, at 7:00 p.m.** to hear our very own **Terry Carpenter**.

Terry's presentation is titled: *“Abstracts and Special Effects”*.

Initially self-taught, since 1978 Terry has become a dedicated and accomplished photographer. Most of his images are taken while canoeing throughout parts of Ontario, Algonquin, and the surrounding area of Peterborough where he resides. He has won much recognition for his work.

Terry has presented several slide shows and nature workshops throughout Ontario. These have been favourably received by various clubs, groups, and Silent Lake Provincial Park, Algonquin Provincial Park, and the Syracuse Camera Club.

Some of his images have been published in brochures, magazines, coffee table books, and calendars. He has successfully exhibited his work at various art shows including Buckhorn Art Festival and Kawartha Art Festival.

In 2012 he was fortunate enough to take first and second place in the Clic Eastern Ontario Exhibition and sale.

His prints are now displayed in homes and offices in Brazil, throughout Canada and the U.S.A., Great Britain, and Europe.

Continued on Page 5

Program Notes Continued

Terry's photography is a vision of the world around us, perfectly preserved for all time for all to enjoy. In his presentation, Terry will start with a definition of "abstract", along with a few examples of simple abstract photography, and a short explanation of each. He will then discuss and present several abstract and special effects themes:

Glass Abstract Photography; Intentional Camera Movement (ICM) and Lens Zoom, Multiple Exposure, Reflections, Liquid Effects, Light Swirls or Spirograph, Black Light, and Smoke Effects.

Web site: terrycarpenterphotography.com


Please Note: This presentation will be approximately 1 hour long, to be followed by a Q&A Session. Questions are welcomed throughout the presentation as well.

Watch for your Zoom invitation by e-mail, and be sure to join us for a special evening with Terry.



"Orb", by Terry Carpenter

Continued on Page 6



"Smoke", by Terry Carpenter



"Lawn Chairs", by Terry Carpenter

Continued on Page 7

About PPS Zoom-Based Presentations

For our December 7th speaker presentation, we will be “opening the doors” on Zoom at 6:30 p.m., to allow members some extra time to socialize before **the talk begins promptly at 7:00 p.m.** Attendance will be by e-mailed invitations issued to all PPS members and registered guests close to the day of the event.

The President’s introductory remarks will begin at 7:00 p.m., followed by the Membership Director’s welcome to new guests and my speaker’s introduction. **Once the talk gets underway, all members will be muted for the duration of the talk** to avoid distractions. Members are encouraged to ask questions at the end of the talk by pressing the spacebar (on a PC or a Mac) or otherwise temporarily unmuting themselves (on tablets or phones).

If you know of any non-members wishing to join us for the December 7th event, please have them contact Linda at ppsmembership@gmail.com. Guests are permitted to attend one free Zoom event before becoming a PPS member.

Please do not hesitate to contact Linda Cardona or me for help using Zoom.

Guy Ridgway,
Program Director
(PPSPrograms@gmail.com)



“October”, by Judith Bain

Continued on Page 8

Program Notes Continued

The Five-Slide Essay

This year's **Five-Slide Essay** will be presented on-line in January.

Your Five-Slide Essay is a collection of five images that are placed in a specific order to tell about a progression of events, emotions, or concepts. It's like a written essay but translated into photographic images. It could be about a special family event such as a birthday or reunion; a day in the life of a family member or friend; a place or places that you've visited; a hobby or pastime that you enjoy most; a series of wildlife or pet images, etc. It can be light-hearted or serious, funny or sad, or thought-provoking, which means it can be just about anything you throw your imagination at. Want some inspiration or ideas? Just search the Web for "Photo Essays".

Your show can contain only five images, plus one title slide and one credits slide, for a total of seven slides. You may put your slides to music, if you like.

Note: You can submit your images as a complete slide show (MP4 format preferred), or you can submit individual images along with some text about each one. If you do this, your submission will become part of the 5-Slide Essay collection to be posted on YouTube in early January.

Please follow the standard image re-sizing instructions for submitting individual photos.

Once completed, submit your slide show, or your five images (with text in any format: simple text file, MS Word, etc.) through the Dropbox link, "Member Slideshows & Videos", on the PPS web site.

Please make your submission no later than midnight, December 28th.

Feel free to contact me with any questions about the **Five-Slide Essay**.

Guy Ridgway, Program Director
PPS Programs@gmail.com

Dropbox link, Member slideshows & videos: dropbox.com/request/CNjrOWgqC4o3Zu8ixDVO

Standard image re-sizing instruction for submitting individual photos:
peterboroughphotographicsociety.com/submitting-images-for-club-slideshow-2

Program Calendar

- ❖ The following categories comprise the monthly slideshow: **Monthly Theme**, **Outings** (see Notes, below), and **Photographer's Choice**.
- ❖ Meetings Sep-Feb are Zoom-based, **Mar-Jun are in-person**
- ❖ Speaker presentations begin at 7:00 pm, unless noted otherwise.
Note the Monday, October 18, date
- ❖ Sep-Feb: **Let's Talk Photography**: 3rd Tue each month, 7:00 pm.

Date	Speaker	Activity	Theme
Sep 07	Michael Chinnici – Evoking Emotion		Silhouette
Oct 18	Sharon Tenenbaum – My Story/The Art of Architecture	Location Challenge	Charming Places
Nov 02	Nic Stover – Evaluating & Working with Light		The Colour Orange
Dec 07	Terry Carpenter – Abstract and Special Effects Photography	Location Challenge	Hats or Caps
Jan 04	TBA	Members' 5-Slide Essay	Frame in a Frame
Feb 01	Wayne Simpson – Portraits of Resilience	Location Challenge	Negative Space
Feb ??		Workshop?	
Mar 01	TBA	My Photography	High Key
Apr 05		Location Challenge	From a Low Angle
May 03	Cindy Taylor – My Journey Through Travel Photography	My Photography 5-Minute Slide Shows	Pastime
Jun 07		BBQ Executive Election Location Challenge Annual Members' Slide Show	Macro Flowers

Notes:

- ❖ Outings: Sep-Feb: One outing per month, Outings Director specifies location, date, time. No sign-up required. If unable to attend on specified date, choose any date in following week. Submit up to 3 images. Mar-Jun: Breakfast Outing (meet for breakfast) and Regular Outing each month. Up to 3 images per outing. Sign-up required.



The Challenge By Brian Crangle

Little Lake Chapel

A deadly challenge before Christmas. No, not because it is difficult, but because it is in a cemetery!

At the end of Crescent Street, Peterborough, on the south side of Little Lake is Little Lake Cemetery. As you go through the gates you will see the chapel up the hill to your right.

That's your challenge!

Now the idea of the challenge is to demonstrate your creativity. So ... you can take a picture of the entire building or maybe a window or some other significant detail. Maybe even a night time exposure.

THINK OUTSIDE THE BOX!

By the **image submission deadline, December 28**, submit **one Challenge image** through the [Location Challenge Dropbox link](#).

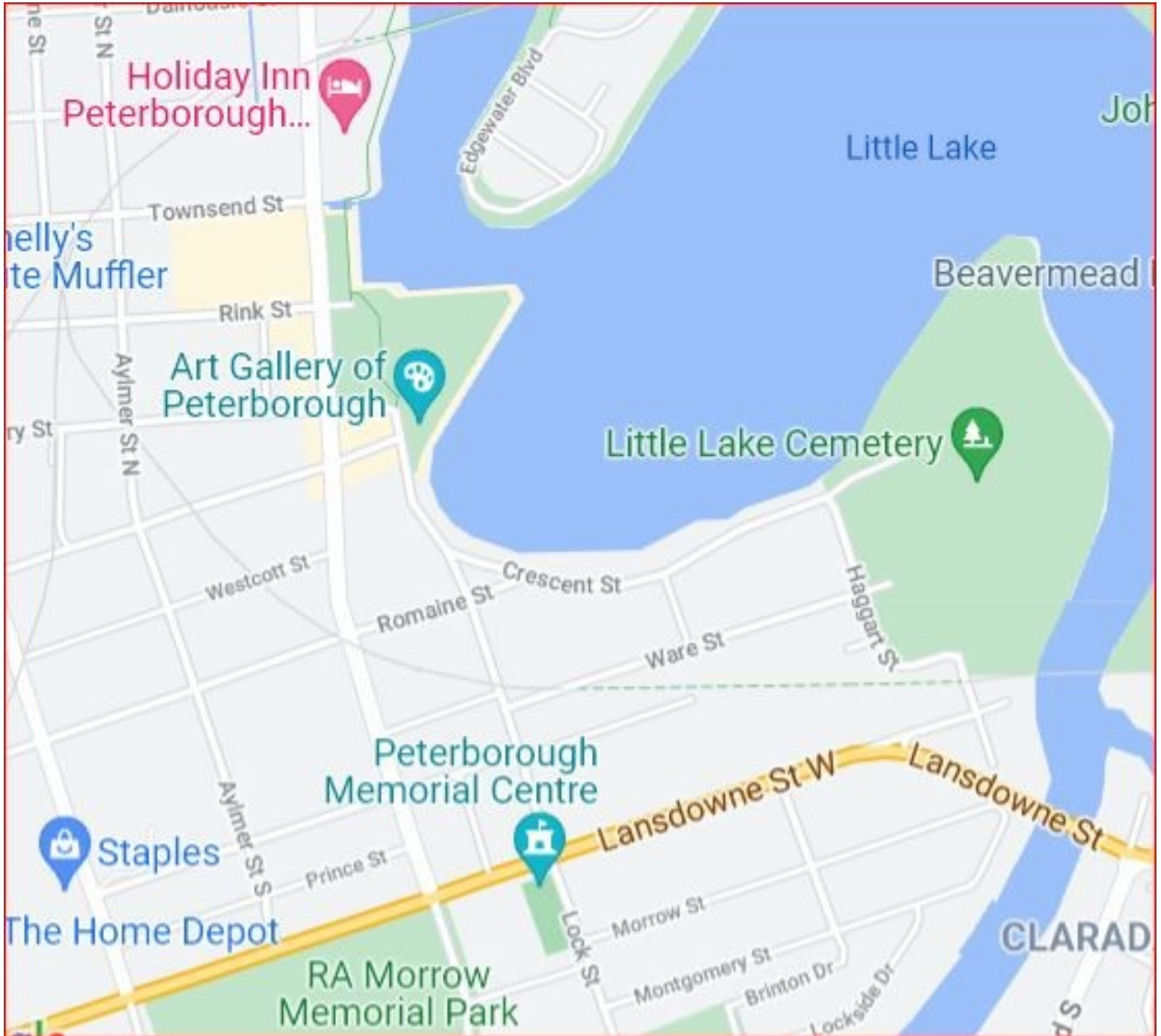
You can find all the image submission links on the PPS website page, "[Dropbox Links for Image Submissions](#)"

Have fun,
Brian



Continued on Page 11

The Challenge Continued





Memberships By Linda Cardona

Do you know anyone who might want to join PPS? Guests can attend one free PPS meeting before they join. Please contact Linda Cardona at ppsmembership@gmail.com if you know of any potential guests, or if you have any questions.

Facebook

There is a new type of post on the private PPS Facebook Group. We have an amazing, talented group of photographers in our club. "Celebrating Successes" is a new way to acknowledge our members' achievements and to bring them to the attention of the rest of the membership. Entries can include exhibits, talks, prizes, publications, etc. If you know of any members who should be recognized in "Celebrating Successes", please get in touch with Linda Cardona, ppsmembership@gmail.com



Outings By Dave Duffus

The December Outing will be an evening shoot, to take in the Christmas lights and decorations in downtown Peterborough.

We will meet on the **north-east corner of George and Charlotte at 6:00 p.m. on December 15th.**

Remember to bring your tripod!



The Story Behind the Photo

By Lydia Dotto

One morning in July, while shooting at Sculthorpe Marsh in Port Hope, I found this green heron creeping around the branches of a tree on the shore of Lake Ontario. It was pecking insects off the bark. At first, I thought he was eating them, but, no, he literally had bigger fish to fry. When he carefully stepped along a low-hanging branch and dropped a bug onto the water's surface, I realized that he was using live bait to attract a fish for his breakfast.

Green herons are among the relatively few bird species that use tools to hunt for food. Besides insects, they employ several other lures, including twigs, feathers, and bread, to tempt unwary fish to come within striking distance of their sharp beaks. This heron was good at it, and his reward was a bountiful fish feast.



©Lydia Dotto
photography



The Story Behind the Photo

By Lawrence Wicks

A few weeks ago, the afternoon sun produced this reflection on our backyard birdbath. I managed to eliminate most of the birdbath to get this shot.





Little Lake Chapel



Continued on Page 16

Photo Essay Continued



Continued on Page 17



Photo Essay Continued





Before and After By Linda Cardona

Before and After is a new column in The Viewfinder. The premise of “Before and After” is for members of PPS to show both an original (un-processed) image and a finalized (post-processed) image. Through these examples, we will see how members have taken their images to the next level and have used post processing to complete their vision. Post processing can involve anything from removing a distraction, to adding special effects, or even combining images (or parts of images) together. Each month one member of PPS will show a Before image and an After image along with some brief explanations of the post-processing steps that were involved. All members of PPS are encouraged to submit Before and After images to show the effects of their post-processing efforts. Any post-processing software is acceptable. If you are interested in sharing a Before image and an After image along with a brief outline of the steps taken during post-processing, please contact Linda Cardona (ppsmembership@gmail.com) for further information.

Our first member to participate in Before and After is Brian Crangle. Thank you Brian, for sharing your images and your explanation.

My “Before and After” pictures are of a cormorant, which many of you may have seen on River Road up to Lakefield.

- The Before image was taken August 15th, 2021, at about 3 p.m.
- Lens: 70-200 Nikon, Camera: Nikon D700.
- ISO 320, f/8, shutter 1/640s, VR on.

Sun was behind me, so lots of light.

On returning home I liked the picture, but it somehow felt “bland”.

- To modify I used a \$29.95 (CAD) program called Smart Photo Editor 1.
- I flipped the image, horizontally as I prefer the eye to follow in from the left-hand side.
- The program then provides a 2-stage sensor which allows me to outline the main image and the sky is now pink (essentially selecting the sky).
- I am then given many sky backgrounds, and I can scroll through them and choose whichever one I like. So, I selected one as a sky replacement.
- All done. Photo improved (I hope!)

This image was done quickly to demonstrate the process. If you look closely, you can see a couple of overlaps. Apologies.

Smart Photo Editor (anthropics.com) [anthropics.com/smartphotoeditor]

Continued on Page 19

Before and After Continued



Before



After




Image Submission Guidelines by Terry Carpenter

Members can submit up to **three images each for monthly theme, and six images for photographers choice, and up to three images for each outing.** Please note that the Theme images should be shot **within the current year of the club.**

Outing images submitted must be from the **current outing and from the same day as the outing.** **Due to risks of COVID-19, outings may be scheduled for weekdays. During the pandemic, if you are working or have other commitments for the scheduled day, you can shoot the outing images at your leisure. However, they still must be from the chosen location and shot within the week (7 days) after the original assigned outing date.** If you have images from a previous outing, they can be submitted into the PC category. Images must be submitted by the **Tuesday Midnight** before the monthly meeting. Images submitted after this time may not be shown.

Before submitting your images Please title and re-size as instructed below. Images must be in JPEG. We prefer that the images be down-sized, but if there is a problem with down-sizing just send them in full size and they will be sized before going into the slide show.

Re-sizing your images:

Images must be submitted in JPEG format. It is recommended, but not mandatory, that images be re-sized according to the following standards:

If the image is landscape orientation (width greater than height), re-size the width to be 1024 px and allow the height to adjust automatically.

If the image is portrait orientation (height greater than width), re-size the height to be 768 px and allow the width to adjust automatically.

If the image is square, re-size it to 1,024 px on any side.

After re-sizing them, give each image a simple title, such as Lift locks At Sunset. **DO NOT ADD YOUR NAME.** The new system will automatically put your name onto the image for presentation.

If you wish to see a short video on re-sizing using FastStone Photo Re-sizer, please go to

<https://youtu.be/acEKGxTJpSQ>

To submit your images please go to <http://www.peterboroughphotographicsociety.com/> then to Home and then to Image Submission. The first thing you will see on this page is Preparing Images for Club Slideshow. Please click on this to find out all the information for submitting images.

Continued on Page 21

Image Submission Guidelines Continued

Now go back to the Image Submission page. Scrolling down the page you will see all the Categories we use. Theme, Photographers Choice, Breakfast Outing, Outing, Members Slideshows, and Miscellaneous Files. Here you will also see a brief description of each category.

You will see each category highlighted in blue. This will be the link to click on to submit your images. Click on the blue link and this will take you to a Dropbox page asking you to choose your files. Click this icon and it will open a page where you can select the images you wish to submit (you do not need a Dropbox account and do not need to Sign In to Drop-box). **Please do not attempt to submit folders of images, even though Dropbox presents that as an option.**

Highlight your selected images and click on "Open" at the bottom right hand corner of the pop-up. This will direct you to a page showing you which category you have selected, show you the images you have selected, and ask you for your name and e-mail. After typing this information click on Upload at the bottom of the page. And that is all there is to it. I know in print it sounds like a lot, but in reality it is very quick and smooth. Now, close the page and go to the next category and repeat the instructions.

If you would rather have the Dropbox Links on your desktop instead of going to the website please see instructions below or go to <https://youtu.be/FoOfCviPuSk> to see a short video.

[PLACING DROPBOX ICONS ON THE DESKTOP](#)

1 Go to the PPS website and go to the IMAGE SUBMISSIONS on the left hand side then go to DROPBOX LINKS FOR IMAGE SUBMISSION.

2 Proceed down the page to one of the blue highlighted links such as THEMES OR PHOTOGRAPHERS CHOICE etc..

3 Click on the blue highlighted link. This will now take you to the Dropbox website. No need to click on any of the buttons.

4 At the top of the page in the URL box you will see something like *<https://www.dropbox.com/request/bPYd3c9adqfXlofHT2>*

HIGHLIGHT AND COPY THE ADDRESS IN THE URL BOX.

5 Almost done. Now go to your desktop and RIGHT CLICK ON A BLANK AREA. In the drop-down menu GO TO NEW AND THEN TO SHORTCUT. A BOX WILL POP UP called **Type the location of the item** PASTE THE COPIED URL IN THIS BOX AND THEN HIT NEXT.

6 NOW IT WILL ASK YOU TO TYPE A NAME FOR THIS SHORTCUT. TYPE IN THE NAME YOU WOULD LIKE FOR THE SHORTCUT SUCH AS THEME OR PC ETC. Now click on finish.

7 Go to your desktop and you will now see a new icon titled THEME etc. If you click on this it will take you to the appropriate Dropbox location where you can now submit your images.

8 Repeat the above instructions for the rest of the PPS themes.

Please make sure the pictures you send are placed into the correct Dropbox category. Images sent in the wrong Dropbox will automatically be placed into the category to which you have sent them.

MAY I SUGGEST YOU SAVE THIS LETTER IN A SAFE PLACE OR PRINT IT FOR FUTURE REFERENCE.

Thanks for your cooperation.

Thanks for submitting your images and we look forward to viewing your pictures. Any problems please don't hesitate to contact me at tcarp@cogeco.ca



From the Editor's desk By Judith Bain

Your Newsletter Needs You!

This is a reminder to all PPS members that *The Viewfinder* is YOUR newsletter.

We can only continue to publish our monthly editions if we have contributions from the membership. Please contribute to the PPS by sending articles, photos, and photography-related information for inclusion in The Viewfinder. Thank you!

The Viewfinder Seeks Submissions From Members

The Viewfinder invites PPS members to submit their work for any of the following features:

- ◆ **Cover Page Photo:** Send a favourite photo to grace the Cover Page of the next issue.
- ◆
- ◆ **Before and After:** Send two photos, one before processing, and the same photo after processing, with a brief explanation of your processing steps.
- ◆ **The Story Behind the Photo:** Send in one or more photos and the story behind them.
- ◆ **Photo Essay:** Send in a series of photographs on a topic or location.
- ◆ **Insights:** If you would like to contribute an essay with photos on anything to do with photography, you are welcome to send it to us.
- ◆ **The Parting Shot:** Send in an entertaining photo that you have taken.

Notices

Outing

December 15th
6:00 p.m.

Christmas Lights

Meet N.E. Corner
George & Charlotte

THEME

<https://www.dropbox.com/request/bPYd3c9adqfXlofHT2Bg>

PHOTOGRAPHER'S CHOICE

<https://www.dropbox.com/request/rFJf6AJYhx7p5OaqAaaO>

REGULAR OUTINGS

<https://www.dropbox.com/request/gvt47J5XOkzngcFKBFIy>

LOCATION CHALLENGE

<https://www.dropbox.com/request/H5U4KXKlxxmtu4ei4kOz>

BREAKFAST OUTINGS

<https://www.dropbox.com/request/pacpHj3UezS1cuoJchcA>

MEMBER SLIDE SHOWS AND VIDEOS

<https://www.dropbox.com/request/CNjrOWgqC4o3Zu8ixDVO>

MISCELLANEOUS FILES

<https://www.dropbox.com/request/86CXhKvxLCPtXRKgfndI>

BROWN BAG

<https://www.dropbox.com/request/N3ZwiIwkSeHLOWngB5uN>

2021~2022 Themes

January: Frame in a Frame

February: Negative Space

March: High Key

April: From a Low Angle

May: Pastime

June: Macro Flower

Do You Need Help With Computer Work?

Any member who needs help with the computer aspects of photography may feel free to approach our Web Master, George Giarratana, at the e-mail address noted below. Issues with post-processing, cropping, preparing photos for export, etc., are the things that George can help you with.

photos@peterboroughphotographicsociety.com

Next Meeting To Be Held Virtually Using ZOOM

December 7th, 2021
7:00 p.m.

Doors Open @ 6:30 p.m.

The Viewfinder



Editorial

Editor: Judith Bain

Columns

President's Message: Guy Ridgway

Program Notes: Guy Ridgway

Photo Submissions: Terry Carpenter

Memberships: Linda Cardona

Outings: Dave Duffus

Contributors

Lawrence Wicks, Ed Schroeter, Lydia Dotto, Guy Ridgway, Brian Crangle, Judith Bain

Submissions to The Viewfinder

We encourage PPS members to submit their photos and personal news, as well as articles, poetry, writing, and humour about photography and our club.

Text submissions should be in one of the following file formats: .doc, .rtf, .odt, or .pub. Image files in formats such as .jpeg, .tiff, .gif, or .png graphic file.

The Editor reserves the right to edit all submissions for size, content, and style without consultation.

All content remains the intellectual property of the creators, and copyright is held by them. It may not be copied, reproduced, printed, modified, published, uploaded, down-loaded, posted, transmitted, or distributed in any way without written permission.

PPS Executive, 2021 - 2022

President: Guy Ridgway

Vice-President: Vacant

Secretary: Caroline Ridgway (Acting)

Treasurer: Tim Young

Past-President: Claude Denis

Outings Director: Dave Duffus

Program Director: Guy Ridgway

Membership Director: Linda Cardona

Social Media: Linda Cardona

Member-at-Large: Kathryn Danford

Member-at-Large: Margaret Hamilton

Projectionist: Terry Carpenter (Acting)

Web Master: George Giarratana

Editor, The Viewfinder: Judith Bain


Contact Us

The Viewfinder is the newsletter of the Peterborough Photographic Society. It is published 10 times each year from September to June.

Write to us or send us your stories, photos, articles, poetry, ideas, and your humour, here at ppsviewfinder@gmail.com.

You can also visit our website at:
www.peterboroughphotographicsociety.com.

We're also on Facebook! You can find us at
www.facebook.com/PeterboroughPhotographicSociety



BeeBee Meets Churchill



*Merry Christmas, Everyone!
Have a Safe and Happy Holiday!*