



The Viewfinder

Newsletter of the Peterborough Photographic Society

February 2013



Liz Crangle -PPS President

Hello Everyone,

One thing for sure - Mother Nature has surely given all our photographers a variety of weather conditions in which to hone up on various photo skills - snow, ice, sun, thaw and some great sunsets into the bargain!. Hope you have had some fun trying out various camera settings! And as always I hope we see some of these results.

Of course you could have stayed inside and worked on those images for the 'Members Slide Show' that will be the presentation on March 5th. At previous MSS events I have always been amazed at the diversity of thinking that goes into these projects- and equally amazed at the final results. I don't think we will be disappointed at this years showing - we do have such fine photographers in the Club. And after that great presentation from Mary Talbot last month, perhaps some of you will be trying out some of the very interesting and diverse ways that she uses her camera to make your show really stand out!

An event you may well want to mark on your calendar is May 17th. That is the day of the Lang Hang! For newer members - PPS is always invited to display some of their work at Lang Village. I say 'some' as they do stress prints that reflect the Lang ambience - rural, pioneer homes etc. Having said that, obviously one Ont. rural scene is often very similar to another!! Palm trees, mountains and downtown Toronto are definitely not on! Images can show any time of the year - plant life, birds, animals etc - so long as they pertain to an environment similar to Lang. Prints must be framed - and they can be priced for selling. Some of our members have sold! I will be asking for help in hanging - and for de-hanging a month later. And any questions you might have I can answer at the next April and May meetings.

Talking of meeting and questions - I hope you are thinking about the upcoming elections! All positions are open! The present Executive have served our Club extremely well but new faces and thinking is always a good thing for any group. Their names you know - so if you want any information on what their position entails - ASK!! PPS belongs to all of us and a change will only refresh/renew our thinking and growth. This is your chance to have your say in how you think the Club should grow.

See you on March 5th



Liz

Program Notes Feb 2013.

“Twist, turn, rotate, move in”, no it wasn’t a dance lesson it was Mary Talbot’s presentation on Feb 5th. Mary pointed out to me that this was her 7th presentation to PPS and yet every time she amazes us! Her use of time exposures, multiple exposures, camera movement and zooming was an art form in itself. I’m sure many members went home and tried some new techniques. Thanks again Mary.



Thanks also to those who submitted pictures for “Critique” Some excellent images, thanks to Cathy S also who assisted in the process.

However next month it is YOUR turn. Hopefully many of us will have our slide show in to Terry and we will have an opportunity to display OUR creativity. It should be an interesting evening.

The theme for March is “Chaos”, so get some images and PC shots ready. As I have mentioned before, in April we will have a “bring and buy” event. Tables will be available at the back of the room. If you have an item to sell make sure your name is on it and it is priced. We will leave the items on display until after the break so you can barter and haggle as the evening goes on!

June will bring our Henry’s display so that you can spend all the money you made at the Bring and Buy. At the March meeting there will be a sheet of paper on each table and I would ask you to let us know of any goodies you would like Deanna from Henry’s to bring for us to play with.

Look forward to seeing you all at the March “Chaos” meeting.



Carol

Theme -March
Chaos



Brian

Spring Photography Workshop with Mary Talbot

The Joy of Letting Go – Unwrapping Your Creativity

June 7 – 9, 2013

(Friday evening 6 – 9 pm, Saturday & Sunday, 8:30 – 5:00)

The Woodlawn Inn, Cobourg, Ontario

www.woodlawninn.com

Unleash your creativity in a relaxed, supportive atmosphere through illustrated instruction, audio-visuals, image discussion, and field work.

Mary will demonstrate creative techniques including panning, montages, and multiple exposures; and illustrate effective arrangement of subject matter in the picture space.

You should be comfortable and knowledgeable using your equipment.

Workshop fees of \$305 include lunch, coffee and tea, snacks, and applicable taxes.

www.marytalbotphotography.com (site is accessible but being updated)

For further details, please contact Mary at mtalbot@eagle.ca

THOMPSON BAY VIDEO CHAT

1575 Scollard Crescent - 2 – 4 p.m.
March 13, 2013 - Focus
on Iceland



An intimate interview with Canadian jazz pianist and composer, Oscar Peterson, who shares his life-long love of still photography in an interview captured before his death in 2007. Not many people are aware that Oscar Peterson was a photographer.

Have you ever thought what your images would look like in a photography book? An interview with Don Taylor, in his custom book binding studio, describes the process.

Have you ever used a camera that really sucked? Here is a negative review of a camera that will make you glad you didn't buy one... or did you? Is it Canon, Nikon or...?

A photo tour of Iceland. This is an excellent opportunity to see what it's like to drive, camp and hike around a relatively exotic location with photography equipment.



March 27, 2013 – Focus on Tanzania

A photo safari to Tanzania up close and personal with pretty wild wildlife.

A short video of elephants frolicking in Namibia. This video is a teaser for a much longer video of a people-landscape-wildlife photo tour in Namibia which we'll look at another day.

An interview with commercial photographer, Jeff Schewe, in his Chicago studio. Jeff describes his work and creative and technical interests. Michael Reichmann and Jeff Schewe have collaborated on a number of tutorials for photographers.


Directions

1575 Scollard Cres. - red brick house on south side - fire hydrant in front (don't park there).

Go north on Armour Rd. and turn right at Francis Stewart, which is the first right turn after the golf course. Turn right again onto Scollard Drive, curve and go up the hill. Turn left on Scollard Cres.

Or if you come south on Armour from Trent U. you can turn left on Cunningham and go to the end and turn right onto Scollard Drive. Then next right turn is Scollard Cres.... or use GPS!

Call or email George Dimitroff if you have any questions - [705-748-3535](tel:705-748-3535), dimitroffs@cogeco.ca



Lenses for Nature and Bird Photography

Here is something you won't want to miss. When talking about bird and nature photography, there's one name that irreversibly must be mentioned. Arthur Morris, an inspiring veteran photographer from Canon, teaches and instructs you extensively on a (really) wide range of lenses to use in this kind of shooting.

With his highly educational sense and practical speaking, Arthur will approach several Canon lenses, from the fisheye 8-15mm up to the grand 800mm f/5.6L IS, describing specifically which one is used to get those astonishing results. In this 2-hour inspiring session, you will be shown several examples of Arthur's work and will be lectured on the lens equipment behind each shot, the tips and the tricks from his extensive nature and bird photography experience, as well as a short introduction to exposure and image design:

Arthur Morris is a freelance nature photographer and writer specialized in birds, who became a contract photographer at Canon, regarding their "Explorers of Light" program. He has been featured in several Canon books and commercials in past years, and now (besides photographing) Morris is a full-time traveler, speaker and a teacher in North America and around the world.


<http://www.picturecorrect.com/tips/lenses-for-nature-and-bird-photography/>

Murray Palmer

Nature & Outdoor Imager



**BOB BROWN OUR OUTING DIRECTOR INVITES YOU TO
THE WARKWORTH MAPLE SYRUP FESTIVAL**



A flyer for the "Warkworth Maple Days Festival" will be out near the end of the month, BUT PLEASE keep this **March 9th** OPEN to ATTEND:

We believe this to be the BEST All-Around-Festival in the area and along with displays of how maple syrup is produced, horse drawn wagon rides, pancakes and sausages served in the cook house, antique show in Warkworth with many other stores and shops in the village to enjoy, all the makings for a image filled day. Please go to their website and see all that is offered.

<http://www.warkworthmaplesyrupfestival.ca/village.htm>

Hope You All Can Make It!

Enjoy



NOTE

For this month's (March meeting) outing pictures, we will call the outing "Winter Festivals" and any shots members have taken from the Lakefield/Ennismore or any other neighboring festivities you have taken in, "Acceptable" for the category this month.

However the Campbellford plunge and Church Key images should have been entered LAST MONTH.




Bob Brown
Outing Director

After a hard morning of photographing people jumping into the icy river at Campbellford we retired to a local church to warm up, sit down, relax, have a bowl of chili, coffee, review the days outing with our fellow club members check out our images and do some schmoozing.



More Info Regarding Regular Meeting Slideshows



FROM YOUR PROJECTIONIST

For those of you who weren't at the last P.P.S. meeting, some changes were made. It was decided that we will no longer critique members' images in the P C and Theme categories. We will, however, still critique images submitted to the Critique category. If you wish to get input on your images by constructive comments and improve your imagery, submit one picture a month to the critique category. We can all benefit from critiques. I learned long ago that one can never know all there is about photography, and since I first picked up a camera and 30 plus years later I am still learning. That's half the fun of photography, seeing other people's ideas and listening to comments made on my own images.


The PC, Theme and Outing images will be shown with soft music playing in the background. While images are being shown members can, at any time, ask questions or mention briefly any information about their own image they may wish to share, such as the image title, where it was taken, what was entailed, etc., or ask the photographer how did they create that image, where was it taken, etc.

Also, one or two short creative videos will be shown prior to members' images. These are to show education on photography plus be creative with our cameras.

Hopefully, we can all learn from these changes. So let's all get out there, take pictures, submit them and learn what others have to say and, most of all, have fun with your photography. See you at the meeting.

PS Let's see more of your images in these categories. Every photograph contains a story, show us yours.

Cheers Terry



Hi Folks

To ensure that your images submitted to the monthly meetings are shown, I have attached instructions on renaming and also how to upload images to the website. A few points that I would stress are ,

images must be re-sized to 1024 for the width of horizontal images and 768 for the height of vertical images.

Your image must be renamed (see attachment).


When submitting your images to the website **Please ensure that you check off the category you wish your image to be placed into. IMPORTANT unless this is done your image will not be able to be downloaded and shown at the meeting.** Please see page 6 of the attachment How to upload images . Also attached is an easy to use list for uploading your images, thanks to George Gillespie.

May I suggest you print these attachments and keep for future reference. Thanks for your cooperation.

Terry Carpenter (projectionist)



From your Projectionist Terry



NAMING SYSTEM FOR NAMING MEMBERS IMAGES

We will now use

INITIAL FOR CATEGORY, THE NUMBER, and NAME === P1 JANE DOE

CATEGORY INITIALS WOULD BE

C FOR CRITIQUE

P FOR PHOTOGRAPHERS CHOICE

T FOR THEME

O FOR OUTING (USE LETTER O NOT NUMBER ZERO)

NUMBERS WILL BE 1 OR 2 FOR EACH IMAGE IN CATEGORY AND 1 TO 5 FOR OUTINGS DEPENDING ON HOW MANY IMAGES YOU SUBMIT.

THE NEW NAMING SYSTEM IS NOW **CATEGORY INITIAL AND NUMBER OF IMAGE WITH NO SPACE BETWEEN, THEN SPACE, FIRST NAME, SPACE AND LAST NAME.** NO UNDERSCORE OR DASHES ARE NOW NEEDED.

SAMPLES OF THE NEW NAMING SYSTEM ARE AS BELOW

P1 TERRY CARPENTER OR P2 TERRY CARPENTER FOR PHOTOGRAPHERS CHOICE


T1 TERRY CARPENTER OR T2 TERRY CARPENTER FOR THEME

C1 TERRY CARPENTER OR C2 TERRY CARPENTER FOR CRITIQUE

O1 TERRY CARPENTER UP TO O5 TERRY CARPENTER FOR OUTING (USE LETTER O NOT NUMBER ZERO)

Image deadline is always the Friday night before the meeting.

Process for submitting PPS photos.




1. After logging in click on **Profile**.
2. Click on **New Album** (upper left corner)
3. Enter an Album Name on the bar under icons for New Album and Profile Options.
4. Click on **Create Album**.
5. A new album shows up with no pictures in it.
6. Click on the name you gave the album.
7. On the next screen click on **Add/Delete Photos**. (Bar near top of screen)
8. On the next screen click on **Add photos**.
9. Navigate to the folder with photos to be submitted select one, then do it for all other photos
10. When finished that, close that folder which should return to the PPS website screen and on that screen click on **Start Upload**.
11. Once all the photos have been uploaded you should get a confirmation notice.
12. Click on **Return to Albums**,
13. On this screen the picture thumbnails should be there. Check on the category selection, as appropriate, for each photo.
14. Click on **Return to Profile**.

Image deadline is always the Friday night before the meeting.

Your Executive Members for 2012-2013



Liz Crangle -PPS President




Brian Crangle

Program Directors



Carol Pearson



Terry Carpenter -Projectionist



Cathy Schofield-Web Master




Sarah Tanner-Secretary



Paul Macklin-MAL



Dawn Macklin-Membership



Joanne Stockton-Treasurer



George Giarratana -Viewfinder



Bob Brown -Outings

Reserved for your Image

Reserved for your name



Through the Viewfinder as seen by George Giarratana

Nothing reminds you how much you enjoy the meetings until you have to miss one.

Most of the time you see each other only once per month unless you happen to bump into someone while shopping or eating out somewhere.

So it is a social occasion when we get to-gether.

What's wrong with that?

We usually have guest speakers who come to share their knowledge with us and sometimes entertain us and sometimes do both.

What's wrong with that?

It costs \$35/yr or \$3.50 per meeting per person or if there are two of you \$45/yr or \$4.50/meeting for which you get 10 meetings, planned outings, 10 slideshows to showcase your images, critiquing of an image if you so choose, chance to rub shoulders and pick the brains of your fellow photographer's regarding equipment and imaging software, opportunities galore to hone your skills and produce images anyone would be proud of.

What's wrong with that?

And many other advantages including the newsletter you are reading and a website with a gallery to display your images.

Really, what's wrong with any of that?

MISCELLANEOUS

Recently read an article on dpreview

<http://www.dpreview.com/>

in the Olympus SLR forum section about someone that recently purchased Lightroom 4 then revisited images that they had taken several years before, reprocessed them in their new software and were astonished how much they could improve them.

His conclusion was that because of the advancements in post-processing software technology you can now produce results that previously were unobtainable.

Other club members may have already come to that conclusion but it was something that just hadn't occurred to me. I'm still using Photoshop CS2.

Another reason to be shooting in raw.

George Viewfinder-Editor/Publisher



WHAT DO YOU MEAN

You've bought a dog?