



The Viewfinder

Newsletter of the Peterborough Photographic Society

March 2013



Liz Crangle –PPS President

Here we are - another month, another season - neither of which has given us a remarkable change in weather conditions!! But I have to admit that the ever growing icicles [which of course are the only growing things around our house at the moment] are looking magnificent - and long!

Anyway enough of that. Interesting evening coming up in April. Dr. Hendrik Christiansen will be speaking on 'Left Brain - Right Brain'. What has that to do with a photographic club and in the taking of an image? I can hear you ask. I don't have the answer - but if this presentation can help me improve my image taking, then I am looking forward to hearing what this gentleman has to say! Another part of the evening is the 'bring and buy' sale - great idea for either downsizing your photo equipment or adding to it!

Again there will be the list of potential candidates for the upcoming elections. I trust that not many signed up to stand for any positions last month because time was needed to consider their decision. Fair enough! But the elections will be held at the May meeting - so time is running out! Descriptions of all positions will once again be posted on the bulletin board - read, ask a standing member for more information if you need it. As I have said many, many times the Club is for all - the Executive make decisions that hopefully meet your expectations. However input from new executive members is what the club needs to thrive and grow. YOU could well be that new face on an executive team that will give the fresh ideas that will continue to help and encourage all the membership for the next year. There are many of you in our membership that have those fresh, new ideas - this is your time to come forward!! Don't let the Club down!

Now that both left and right sides of my brain need a break - I'll see you April 2nd - and once again look forward to seeing you all!

Liz



PETERBOROUGH PHOTOGRAPHIC SOCIETY IS PLEASED TO SHARE THE PROFILES OF MEMBERS PAUL AND DAWN MACKLIN



(Dawn) I was born in Toronto where my first contact with photography was looking at photos while my mother would tell me about my dad who was overseas during the war until I was 4 ½. Daily excursions to High Park quickly developed my love of nature and animals. Family photos were always taken and events recorded so when I received my Baby (Holiday) Brownie camera at the age of 8, I was ready to start snapping. Lack of money for film, however, slowed me down. Growing up in Trenton I often spent time in a local woods and one highlight was borrowing my dad's movie camera one day and recording the hatching of a cicada. It wasn't until 1967 while I was nursing in ICU at Sick Children's Hospital, and taking candid shots of staff (using my husband's Yashica), that I was asked to take photos of a young cardiac patient from admission to discharge to be used at a Grand Rounds presentation and I was hooked. Work and family kept me from doing all that I wanted to do until our 3 children were grown and off on their own.

{Paul) I was born in Northumberland County on a farm east of Fenella. Most of my formative years (public and high school) were in the village of Brighton. After graduating from the Faculty of Dentistry, University of Toronto in 1968 my wife, Dawn, and I settled in Peterborough where I have practiced dentistry till the present, although I am now on a much reduced work schedule. We have three children and six grandchildren.



Dawn and icebergs (Paul)



Paul Composing! (Dawn)

On Graceful Wings (Paul)



Hérons Nesting (Dawn)



(Dawn) Traveling spurred my enthusiasm and any trip averaged 15 rolls of film. At the time, I was using a Canon 650. In 2003, while roaming Bonaventure Island in the Gaspé trying to photograph Gannets and constantly missing wing tips we realized digital was definitely the way to go and we have never looked back. And yes, we now manage to include at least one acceptable bird image with wingtips. I started with a Canon 20D and now have a Canon 7D which I love as the settings are so conveniently visible to check and alter. If our somewhat controlled film shooting produced 76 photo albums, I am afraid to guess what we now have in digital images on our computers!

(Paul) Travelling has taken us to all the provinces in Canada, except the north, many of the eastern and western states of the U.S., Belize, Costa Rica, Greece, Italy and limited areas of Germany, Austria and Switzerland.

My hobbies have included sketching, painting (both oil and acrylic), duck carving and cabinetry. However, the one hobby to which I keep returning and enjoy most is photography.

My pastimes include skiing, kayaking, sailing (Hobie Cats) and spending as much time as possible at our summer cottage on Chandos Lake.

Waterfalls, West Virginia (Paul)



Reflecting Drops (Paul)



Trent University At Night (Paul)

Wine Glass and Bottle (Paul)



(Dawn) I still haven't narrowed my interest to one or two types of photography but I love the outdoors, hiking, kayaking,



traveling and gardening so landscape and wildlife predominate. However I also love close up work, abstract and I am having fun with the creative side of photography. The lenses I use are a 15 x 85mm (Which I use most often), a telephoto, 70 x 200, and close up, 100 m m

Barred Owl (Dawn)

Moraine Lake (Dawn)

Travels have taken us across Canada and to places like Arizona, Hawaii, Switzerland, Austria, Germany, St. Lucia, Belize, Costa Rica, Greece and Italy. I must confess that in every case we are usually seeking the picture rather than being found in the museums. We head down into the canyons or climb to the top of any hill or St. Peter's Cathedral (for a better view), or take the dirt roads rather than the highway. What I love about photography is that you are really looking at what you see, really taking in and appreciating what is before you. Here at home Algonquin is a favorite.



York River Near Bancroft (Dawn)



(Dawn) We have 3 children and 6 grandchildren, all of whom provide great inspiration for taking photos. I tend to take the 'activity' photos while Paul loves the portrait work. All the family has come to accept seeing us with cameras in hand whenever we have visits and the grandchildren have known that flash since birth.

Summers are spent at our cottage on Chandos Lake (since 1971). We have a Hobie 16 catamaran and while Paul races I take the race photos for the club which offers me plenty of challenges and also highlights.

We both do a good deal of the photography for our lake yearbook as well and thoroughly enjoy this aspect as it encourages us to become involved with lake activities and events and consequently have made wonderful friends as well. The best for me is that Paul and I share the same interests, especially photography.



Sunshine In My Hair and
Rebecca (Paul)



Happiness Is....
(Paul)



Boat Races on Chandos
Lake (Dawn)



Dawn In Kayak (Paul)



"Retired" Boat (Dawn)

{Paul} My pastimes include skiing, kayaking, sailing (HobieCats) and spending as much time as possible at our summer cottage on Chandos Lake. How my first interest in photography developed I am not certain; it involved my first camera, a Kodak Brownie and Hurricane Hazel. My first images were of the destruction caused by this storm in the village of Brighton. Upon graduating from Victoria College I was rewarded with my first 35 mm camera, a Yashica Mimimatic-C. While at the University of Toronto, one of my extra activities included exposure to the dark room facilities in Hart House, where I was able to learn how to develop and print my own images.

With Ice, Please! Paul



Paul In Greece (Dawn)



When do I do most of my photography? I would have to say any time I can. Family and friends know and expect I will always be accompanied by my camera ready to capture and record any event. Algonquin Park and areas near Peterborough and Chandos Lake are our most frequent local photographic haunts, followed by the mountains of West Virginia. Our one daughter lives in North Carolina and our biannual visits afford Dawn and me the opportunity to travel the back roads and capture images of the more picturesque scenes.

{Paul} For years I have been a faithful Nikon user, both film and digital, although my entry into the digital world (2002) was with a Fuji FinePix 2 Pro (an upscale Nikon D100). At the present time I use a Nikon D200 , D700 and recently acquired a D300s.

My favorite subjects to photograph are landscapes and nature, two areas centering around my love of the out-of-doors. However, I do enjoy most areas of photography, including macro and tabletop. Recently I have been flirting with portraiture, a venue of increasing interest to me.

My best photographic moment is not really one moment in time but a period spanning almost fifty years. Having a friend and partner, my wife, who enjoys photography as much as I do, is about as good as it gets. This common interest allows the two of us to share outings and trips with equal enthusiasm. Bringing to the table different views of a common theme only inspires us more, Dawn is more the visionary whereas I am more the technical one. This makes for some interesting discussions .

For over fifty years I had enjoyed photography. I thought I was a photographer, my friends and relatives assumed I knew it all, then I joined two photography groups in Peterborough. Having my master pieces critiqued and exposing myself to some of the best photographers in both clubs did I finally appreciate how much there was to learn.



Paul in Kayak (Dawn)



Floral Abstract (Dawn)

Program Notes.

PPS sets a new record! Yes, it's true, at the March meeting we had a total of twelve members' slide shows. I believe the most to date had been seven. A big congratulations to all who participated.

It was not just volume but also quality. Thank you all. Speaking of quality, I must also thank our "Critiquers." Dawn Macklin and Dave Duffus. Your comments were well thought out and highly constructive.

Watch out , we'll be asking you again!

Our April meeting brings Dr. Henrik Christiansen who presented for us a couple of years ago. Henry, a member of the Bancroft club, will be talking about "Left Brain-Right Brain." Do we need both sides to be a good photographer? Are we more logical than emotional? Here's your chance to find out.

Our theme for April is "Graffiti", not a difficult subject if you look around Peterborough. But what can you make of that picture or abstract drawing?


Show us your best.

Finally, and most importantly April is also our 'bring and buy' sale. An opportunity to clean out your cupboard. One person's trash is another person's treasure! If you are selling there will be table space at the back of the room.

Have your items tagged with your name and how much you are asking. If you are buying bring your wallet!


That's it for now, I look forward to my colleague Carol returning soon. Keep shooting ,Spring is just around the corner...

Cheers.....Brian



Carol

Theme –April
Graffiti



Brian

Murray Recommends for Nature Lover's

There is definitely a line where one can take Photoshop too far. Where does one stop calling the result photography, and start calling it digital art, but if it is the latter, is it permissible to show it at a gathering of photographers or should they be shown in a separate category? How does one decide when the image crosses the line?

If the image is honestly altered for reasons other than to make the picture more dramatic, in order to instead express a creative idea that is blatantly obvious, then the alteration would be acceptable. I have at least 2 pictures that fall into this category: one of a wolf's face superimposed on a creek side natural scene, and another of the head of a golden eagle crowning the top of a mist-shrouded mountain. .

I for one would like to see more such creativity shown in what we exhibit.


In a book entitled 'The Perfect Photograph', Life magazine photographer Andreas Feininger said it is not the darkroom technician who is the real artist but the photographer himself. If I direct a PP technician to do the equivalent function of one who works in a darkroom, I am still responsible for the photograph's creative direction. I always used to get the question, "Do you do your own printing? Regardless of who does the PP for me as long as they are following my instructions and don't impose any of their preferences I still remain the artist.

I've often said I wouldn't have become a photographer if I weren't interested in Nature, and I photograph things as they are, not as I would like them to be. I want to see an organism's habitat, not go to lengths to throw the background out of focus, or use black material for a 'cool' look, which makes it appear nocturnal to me. I want to see the unblurred froth and spray of rushing water, bubbles and all.

I guess I like to think of myself as a **natural history photographer.**

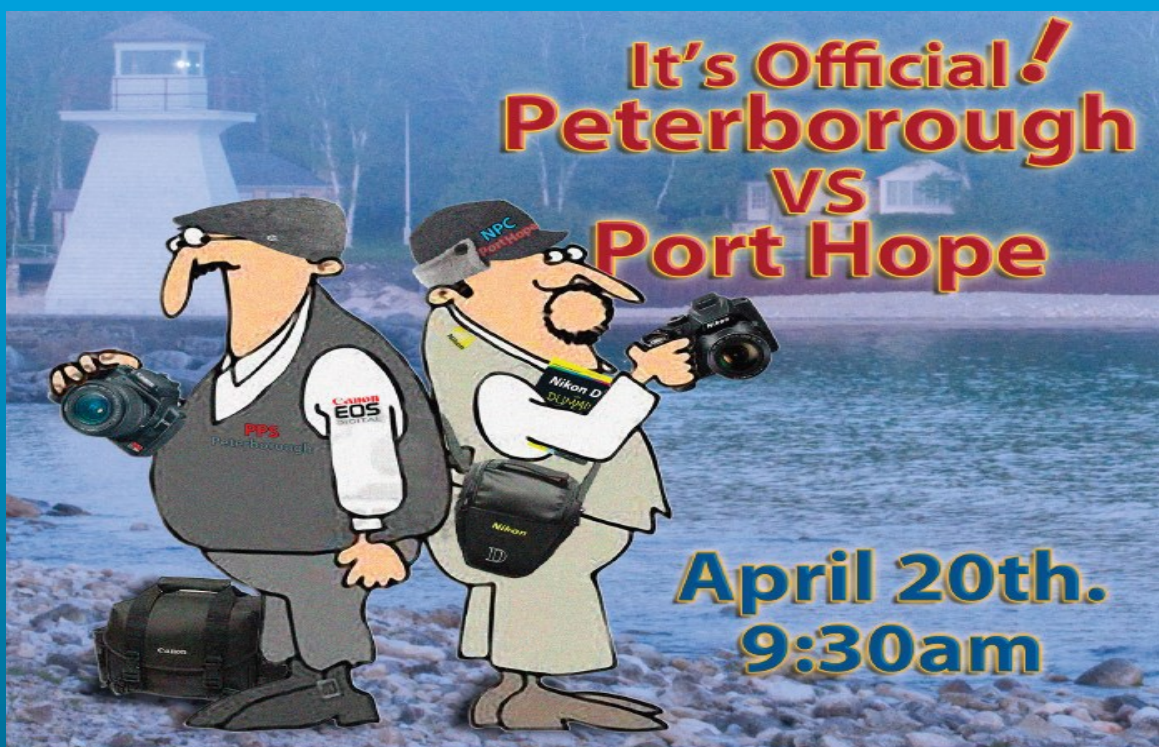


BOB BROWN OUR OUTING DIRECTOR INVITES YOU TO PPS ANNUAL SCAVENGER HUNT



Hope You All Can Make It!

Enjoy



PPS's Annual Scavenger Hunt

This year we are shaking things up a bit!

That's right..... you've guessed it!The Challenge is On!

We are teaming up with the Northumberland Photo Club to see just which club can find the most "hidden photos". As in the past, photographers will be told the location a few days ahead and given a sheet of images they have to find in the area shown on the map. A mutual finish time and mutual rendezvous place will be decided. Each sheet will be collected and an overall winner will be announced and the club with the most "finds" will also have bragging rights for the 2013 year. Larry Keeley is the Port Hope coordinator and will partner with me to make this a memorable event for all. So mark the calendar, and prepare for the first of hopefully many club challenges. Location will be convenient for both clubs to attend. See you there!

Bob Brown & Larry Keeley

THOMPSON BAY VIDEO CHAT

1575 Scollard Crescent - 2 – 4 p.m.



There have been 6 successful video chats in 2013 and we've seen a variety of videos showing travels to exotic locations and listened to some interesting tips regarding gear and technique. For the warmer months of April, May and June, the video chat will change to a monthly format to allow us more time to get out and do what we love. A slower pace will also ensure that there will be additional videos to enjoy next year.

April 17, 2013 - Focus on Diverse Landscapes

Grand Canyon photographed from land and water.

A desert lake in California, Mono Lake.

A forest at almost 12,000 feet, Bristlecone Pine Forest.

Lots of sand at Whitesands National Park.

Shooting in canyons, Lower Antelope Canyon and Canyon de Chelly.

May 22, 2013 – Focus on Photographing Birds

Bosque del Apache National Wildlife Refuge.

Wildlife photographer Cheryl Opperman.

Shooting in 4 x 5.

Headlamp for wildlife shooting.

Lenses for the birds!

Wimberley Gimbal Mount also for the birds!

Super telephoto technique for the big and strong.

Batteries and storage ideas.

June 19, 2013 – Focus on Travel Photography

A photo tour of a place you will probably never visit, Bangladesh!

A rare glimpse of ship-breaking in Bangladesh. Where do you think your knives and forks come from?


Directions

1575 Scollard Cres. - red brick house on south side - fire hydrant in front (don't park there).

Go north on Armour Rd. and turn right at Francis Stewart, which is the first right turn after the golf course. Turn right again onto Scollard Drive, curve and go up the hill. Turn left on Scollard Cres.

Or if you come south on Armour from Trent U. you can turn left on Cunningham and go to the end and turn right onto Scollard Drive. Then next right turn is Scollard Cres.... or use GPS!

Call or email George Dimitroff if you have any questions - 705-748-3535, dimitroffs@cogeco.ca.




Warkworth Maple Sugar Festival and Craft Show March 9th 2013



More Info Regarding Regular Meeting Slideshows

FROM YOUR PROJECTIONIST

For those of you who weren't at the last P.P.S. meeting, some changes were made. It was decided that we will no longer critique members' images in the P C and Theme categories. We will, however, still critique images submitted to the Critique category. If you wish to get input on your images by constructive comments and improve your imagery, submit one picture a month to the critique category. We can all benefit from critiques. I learned long ago that one can never know all there is about photography, and since I first picked up a camera and 30 plus years later I am still learning. That's half the fun of photography, seeing other people's ideas and listening to comments made on my own images.



The PC, Theme and Outing images will be shown with soft music playing in the background. While images are being shown members can, at any time, ask questions or mention briefly any information about their own image they may wish to share, such as the image title, where it was taken, what was entailed, etc., or ask the photographer how did they create that image, where was it taken, etc.

Also, one or two short creative videos will be shown prior to members' images. These are to show education on photography plus be creative with our cameras.


Hopefully, we can all learn from these changes. So let's all get out there, take pictures, submit them and learn what others have to say and, most of all, have fun with your photography. See you at the meeting.

PS Let's see more of your images in these categories. Every photograph contains a story, show us yours.

Cheers Terry



From your
Projectionist Terry



NAMING SYSTEM FOR NAMING MEMBERS IMAGES

We will now use

INITIAL FOR CATEGORY, THE NUMBER, and NAME === PI JANE DOE

CATEGORY INITIALS WOULD BE

- C** FOR CRITIQUE
- P** FOR PHOTOGRAPHERS CHOICE
- T** FOR THEME
- O** FOR OUTING (USE LETTER O NOT NUMBER ZERO)

NUMBERS WILL BE 1 OR 2 FOR EACH IMAGE IN CATEGORY AND 1 TO 5 FOR OUTINGS DEPENDING ON HOW MANY IMAGES YOU SUBMIT.

THE NEW NAMING SYSTEM IS NOW **CATEGORY INITIAL AND NUMBER OF IMAGE WITH NO SPACE BETWEEN, THEN SPACE, FIRST NAME, SPACE AND LAST NAME.** NO UNDERSCORE OR DASHES ARE NOW NEEDED.

SAMPLES OF THE NEW NAMING SYSTEM ARE AS BELOW

PI TERRY CARPENTER OR P2 TERRY CARPENTER FOR PHOTOGRAPHERS CHOICE

TI TERRY CARPENTER OR T2 TERRY CARPENTER FOR THEME

CI TERRY CARPENTER OR C2 TERRY CARPENTER FOR CRITIQUE


O1 TERRY CARPENTER UP TO O5 TERRY CARPENTER FOR OUTING (USE LETTER O NOT NUMBER ZERO)

Image deadline is always the Friday night before the meeting.

Process for submitting PPS photos.

1. After logging in click on **Profile**.
2. Click on **New Album** (upper left corner)
3. Enter an Album Name on the bar under icons for New Album and Profile Options.
4. Click on **Create Album**.
5. A new album shows up with no pictures in it.
6. Click on the name you gave the album.
7. On the next screen click on **Add/Delete Photos**. (Bar near top of screen)
8. On the next screen click on **Add photos**.
9. Navigate to the folder with photos to be submitted select one, then do it for all other photos.
10. When finished that, close that folder which should return to the PPS website screen and on that screen click on **Start Upload**.
11. Once all the photos have been uploaded you should get a confirmation notice.
12. Click on **Return to Albums**,
13. On this screen the picture thumbnails should be there. Check on the category selection, as appropriate, for each photo.
14. Click on **Return to Profile**.

Terry Carpenter
Projectionist



Hi Folks

To ensure that your images submitted to the monthly meetings are shown, I have attached instructions on renaming and also how to upload images to the website. A few points that I would stress are ,

images must be re-sized to 1024 for the width of horizontal images and 768 for the height of vertical images.

Your image must be renamed (see attachment).

When submitting your images to the website **Please ensure that you check off the category you wish your image to be placed into. *IMPORTANT* unless this is done your image will not be able to be downloaded and shown at the meeting.** Please see page 6 of the attachment [How to upload images](#) . Also attached is an easy to use list for uploading your images, thanks to George Gillespie.

May I suggest you print these attachments and keep for future reference. Thanks for your cooperation.


Terry Carpenter (projectionist)

Image deadline is always the Friday night before the meeting.

Your Executive Members for 2012-2013



Liz Crangle -PPS President




Brian Crangle

Program Directors



Carol



Terry Carpenter –Projectionist



Cathy Schofield-Web Master




Sarah Tanner-Secretary



Paul Macklin-MAL



Dawn Macklin-Membership



Joanne Stockton-Treasurer



Reserved for your Image

Miscellaneous information and ramblings

Hi Folks

Here is a great website on photography. Full of helpful tips etc. I urge you to check it out.

<http://www.ultimate-photo-tips.com/index.html>

Cheers Terry Carpenter



<u>AUTO REPAIR PRICE LIST</u>	
Ping-Ping-Ping	35.00
Plunk-Ping-Plunk	50.00
Klunk-Ping-Klunk	125.00
Thud-Klunk-Thud	200.00
Clank-Thud-Klank	325.00



**WE'LL ALWAYS
BE BEST FRIENDS
BECAUSE YOU
KNOW TOO MUCH**



**Through the Viewfinder as seen by George Giarratana
Publisher and Editor**

Ever sit around wondering where to get the next image. I mean we have been to that place before, or I have 100 images of that bird, tree, flower, park, person etc etc etc.

Well consider this. One of the joys of living in Canada means we are supposed to have different seasons.

So you should be able to go to the same place four different times and have four completely different sets of images from the same place.

Got a new lens? Even if you have 100 images of same bird wouldn't the new lens give you a whole new perspective?

Got a new camera? Same again.

Open up your mind to the possibility that you can revisit a location and look at things from different angle. Take the image from a higher viewpoint (take a small ladder if necessary) lay on the ground or sit down, use or don't use a tripod this time, look around the area for possibilities you may have missed or if you are with someone ask them what they think might make a good image.

Their answer may provide some images that you previously had not considered.

