



The Viewfinder

Newsletter of the Peterborough Photographic Society

April 2013



Liz Crangle –PPS President

Hello Everyone,

An English saying goes -'April showers [rain] bring May flowers' - after this April with its snow showers' what surprises will Mother Nature give us in our flower beds, I wonder. Climate wise it has been like one long April Fools Day!!!

Not that the very cool temperature dampened the enthusiasm of the Club stalwarts who ventured down to Millbrook for our April outing. And once again many thanks to Bob who gave us another really good scavenger hunt with the added bonus of a competing team - the Northumberland Photo Club. A great group of people -it might have been their first hunt but they still managed to outscore us !!!! Congratulations to them!! And congratulations to our own Paul Macklin who is the winner for our team! Just wait till next year - revenge is sweet even if we do have to go to Port Hope to get it !! Yes, they were so enthusiastic they want to host the scavenger hunt next year!! I think we are more than up to the challenge! Thank you to all those members from both Clubs who braved the elements to have a few hours of good fun and friendship!

And on to the May meeting. First on the agenda will be the electing of a new executive team. As I have mentioned before [many, many, many times!!] this is YOUR opportunity to choose who YOU want to be on the Executive for the next year. And if you feel that you could bring a fresh insight to the running of our Club there is still time for you to decide to stand for any of the positions. I say 'any' because all positions are open! And this year will be a memorable year for PPS as there are actually a couple of positions where a vote has to be taken!! So, if after careful consideration you still feel you cannot actually stand for a position, please note- YOU, and YOUR vote, is still needed. So let's have a good turnout.

Also in May - Friday the 19th actually - there will be the Lang Hang! Framed images only - maximum dimensions 19x25; minimum 8x10. If you cannot get out to Lang personally, then maybe another PPS member may be able to help. I will be there at 10am - and as usual I will need some help in the hanging. If there are a couple of members who are free I would really appreciate them joining me. We have always had a good showing - let this year be another good year for PPS to show their work!!

On that note I will leave you - see you at the meeting!

Liz



**PETERBOROUGH PHOTOGRAPHIC SOCIETY IS PLEASED TO
SHARE THE PROFILE OF MEMBER TERRY CARPENTER**




TERRY CARPENTER!!!

For the past 43 years I have lived in Peterborough, but I was born in Birmingham, England, and came to Canada as a young child. When I was 18, I returned to Birmingham, where I was employed as a factory motorcycle mechanic for Velocette motorcycles. In 1967 I came back to Canada with my wife and have been here since then.

Although I have been retired for a number of years, my occupation was a tool room machinist at Outboard Marine, Fisher Gauge and General Motors.



Violin at Lang Pioneer Village



Glass Sculpture at Corning Museum

My travels have taken me to England, and parts of the United States several times. My favourite places, though, are Algonquin Provincial Park, Killarney Provincial Park, Peterborough Crown Game Preserve and other areas surrounding my home. Camping, canoeing and fishing these areas and, of course, photographing them, are some of my preferred pastimes. I have been fortunate enough to have exhibited successfully at various art shows including the Buckhorn Art Festival, Kawartha Art Festival, and most recently at the Eastern Ontario Photo Show in Picton.

(Terry received first and second place awards at his first-time participation in this exhibition. Ed.)

Featured Photographer: Terry Carpenter



Bald Eagle

Barred Owl



Osprey and Bird

A few years ago, I took up the hobby of painting, watercolours, oils, etc. My love of photography, however, is first and foremost, I don't think any other hobby could replace it.



Tulip Closeup



Pickerel Weed

< Pines and Sunset

About 34 years ago, when I was recovering from heart by-pass surgery, I was introduced to photography by a close friend. He came to my home with slides of a camping trip and after talking to him about cameras, etc., I was hooked.

Featured Photographer.... Terry Carpenter

My first camera was a Canon FTB, film of course, and then I progressed to a Pentax film SLR. Eventually I embraced digital (Pentax DSLR). Actually I fought it for a while, but came to see the benefits. I now shoot with two Nikon D300S and am enjoying every minute. It is so much easier to erase the image rather than waiting nearly a week to view the mistakes!!

White tail Deer



White tail Buck

Tulip close up



Mosport Race Car

Using my Pentax 645, I photographed weddings for 7 years but prefer shooting anything else!! Seriously, though, I prefer nature, both flora and fauna. I'm open to most all aspects of photography and welcome new ideas and challenges. I especially like abstract photography.

Featured Photographer: Terry Carpenter



Moose and Loon.....(read story below)

One of the most satisfying moments came when I was camping with a friend on Rosebary Lake, in the interior of Algonquin Park. For ten days, he and I had photographed up to about 15 moose each day. One early morning I was standing by the water's edge shooting moose in the mist when I saw a couple of loons swimming nearby. I couldn't help wishing that one would just glide by in front of a moose. My wish came true. A loon dove and surfaced right in front of the moose which had just looked up from feeding. I was able to get two shots before the loon dived again. All this and mist too! What a photo opportunity!! I was very impatient waiting for the slides to be developed but was overjoyed by the results. To say this was one of my most treasured memories is an understatement!!

There are several events that are memorable to me. One time a friend and I were trailing a moose along a single trail flanked on both sides by a swamp, we arrived at the end and couldn't go any further. As we got to the end we were debating what to do when I spied the animal and shouted to my friend "MOOSE"!! My friend was looking towards the swamp but the moose was just to the side in the thick bushes, about 10 feet away. The moose decided it was going to come back along the trail and as there was nowhere we could go we started to run, but as quickly as we ran, so did the moose. We eventually burst out of the woods onto the road, where we had started, with the moose on our tails.

To our amazement and chagrin, there was a group of about 15 people, all with their cameras at the ready thinking we were the moose making all that racket.



We approached the group explained that there was indeed a moose and then the darn thing just sauntered out onto the road as if nothing had happened. I did get a close-up though, just an eye but it was very blurred!!

Wolf

So why do I take photographs? Not just to record moments in time but to look back and relive them. I'm sure all of you have favourites, and I have quite a few. There are always new challenges and ideas in photography and I look forward every day to shooting favourite and diversifying subjects.



Canoes and Camp. Crab Lake

(Ed. note: Huge thanks, Terry, for sharing your thoughts, comments and beautiful photographs with our members.)

Program Notes

Don Pettypiece thanking Dr. Christiansen for his Presentation on behalf of PPS




Image by Brian Crangle

It is two days after Dr Christiansen's talk and I am still hearing PPS members analyzing each other and themselves. "Were you using your right brain then or was it your left?"

Henry, you certainly made us think about how we see the world and different ways of composing our images. Don't look at the image alone consider the space around it. It actually brought Liz and I into some agreement as to how we see pictures. Thanks Henry. Marital bliss!

Many thanks also to our two critiquer's Carol Q. and Bill B. who did a fine job, they were well prepared and constructive.


Further thanks to all who bought and sold "Goodies" at the meeting. The table was full and the money was flowing.

No speaker in May as the big E takes place. Yes Election Night at PPS. This should prove exciting as several positions are being contested. WOW you say! It's true. Come out and be part of the action, be around for the early returns and live viewing of the winners. Don't be afraid to nominate from the floor or to run for a position, there is lots of support on the executive.


The theme for May is "Breath of Spring", in light of the weather I'm thinking we should have had "Remains of Winter" however there will be signs of spring before May 7th.

Good to have my colleague Carol back from her trip Welcome Home.

Look forward to seeing you all at the May meeting



Theme –May
Breath of Spring



Hear ye hear ye
Captain Robbie Preston
invites you to

Image by Brian Crangle



Photo Outing lead by Robbie Preston
at the
Altberg Wildlife Sancturay Nature Reserve

4164 Monck Rd, halfway between Norland (Hwy 35) and Kinmount (Country road 121)

April Sun. 28

No work, just play all day with your camera of any type.

Loads of people around who will tell you
if need be, what you're doing wrong,
Lordie be — — — so come along

Meet in the parking lot by 10 am
If you get there late, just follow a trail
till you meet someone.

Bring a lunch, something to drink,

No booze please No smoking
No Dogs or pets
of any kind allowed in the sanctuary.

Dress for spring weather. and possibly wet footwear.

You may want a ground sheet to get down real close
to shoot at plant level.

We have four different kinds of Trilliums

Stay all day
About 4 km of marked trails

Prime time for spring flowers and nesting birds.
Some Hawks, Owls. wWoodpeckers at times,
Wild Turkeys if we are blessed that day.

Fox, Deer, Moose and Bear at times
Say, add your whistle in case you can't run fast enough.

Oh Yea,
We have the Hog Nose Snake

Any questions? 705-879-4478

I guess I like to think of myself as a Natural History Photographer.

The Robin and the Apple



This morning you led the other
birds in dawn chorus,
And your splashy looks brighten
the dull ground before us.

Now you're standing so proud
and victorious.
You're an American Robin, *Turdus migratorius*,
Whose brick-red breast, so full and round,
Is a clear sign to all birds around
That here once again you have arrived,
And you'll fight for all you have strived.
But spring has not come on your terms:
The ground is cold; there are no worms!
There's talk of rain and snow to boot,
And Nature doesn't seem to give a hoot.
And hunger is not a pleasant thing,
So you search here and there for Anything.
But, look, what are those round things so white?
Could they help you sate your appetite?
Is it hard for your bird mind to grapple
With a strange thing like a half-cut apple?
Soon you're pecking and gobbling this fleshy
pome,
And you begin to feel the warmth of home.
You fill your gizzard; you fill your crop;
Soon your hunger is going to stop.
And you can't grasp what you're seeing –
More cut apples from a human being.
Helping other animals try to survive
Is for some of us a deep-seated drive
That lifts our spirits when we give;
It makes us feel free to see wild things live!

Murray Palmer, 2013.



Sphyrapicus, the Hammer-Woodpecker



It's just me and my pappy,
morning-fresh and sappy, up
high in a basswood tree.
As I practice the tradition of
sapsucker nutrition, I feel how
laborious tree-tapping can be.

Yes, sapsuckers we're called, but we are appalled be-
cause we certainly do not suck;
Our tongues are for licking, not impaling or sticking, but
the old settlers' name has stuck.
As we circle tree boles, and drill rows of small holes to
the cambium layer inside,
We drink the sap that's dripping, and eat insects sipping
our hard-won food liquified.
Whether hemlock, birch or maple, tree sap is our staple
that sustains us until we migrate,
Though I was fed at the nest many insect pests, and even
wasps have met their fate.
Early in spring when few plants are flowering, our sap
keeps many hummingbirds alive;
Their refractive coloration caught in shafts of illumina-
tion is a pleasure all must derive.
With red crown aflame and throat patch the same, and a
breast blushing yellow ...
Contrasts of black and white, set off by sunlight, make
Papa a striking fellow.
How you jerk and stammer as the stovepipe he hammers
in a loud, staccato tattoo!
Never before have you heard a more spunky bird, but his
drum solo isn't meant for you.
He bangs out a proclamation of his occupation, telling all
others within hearing distance:
"Trespass on my territory, and you will be sorry – I'll
defend it with fierce persistence".
But life can be precarious for *Sphyrapicus varius*, as
boorish men must guard 'their' trees,
Seldom does our light drilling result in any killing – the
trees usually die from disease.
The forest Pappy protects from injurious insects would
be without him a duller place;
When springtime rolls in, the Hammer-Woodpecker din
is sure to brighten anyone's face.

Murray Palmer, 2012.

BOB OUR OUTINGS DIRECTOR SAYS THE MILLBROOK SCAVENGER HUNT WAS THE BEST DESPITE THE COLD AND THE WIND.

THE HEARTY SOULS THAT PARTICIPATED HAD A GREAT TIME CHECKING OUT THE VILLAGE AND THE FINE DINING IT PROVIDED FOR LUNCH



Image by George Giarratana



Not on our list but should have been?

Image by George Giarratana



Downtown Millbrook

Image by George Giarratana



Dam Socializing

Image by George Giarratana



Getting recipe for lemon scones

Image by Dawn Macklin



Suggest a caption?

2013 Peterborough Photographic Society vs Northumberland Photo Club Scavenger Hunt

Image by Bob Brown



Image by Bob Brown



Image by Paul Macklin



Image by Paul Macklin



Image by Dawn Macklin



Image by Brian Crangle



Image by Dawn Macklin




**AND THE WINNERS FOR THE 2013 PORT HOPE VS PETERBOROUGH
SCAVENGER HUNT ARE DEBBIE FUNCHION AND PAUL MACKLIN**

Image by Brian Crangle




THOMPSON BAY VIDEO CHAT

1575 Scollard Crescent - 2 – 4 p.m.



May 22, 2013 – Focus on Photographing Birds
Bosque del Apache National Wildlife Refuge.
Wildlife photographer Cheryl Opperman.
Shooting in 4 x 5.
Headlamp for wildlife shooting.
Lenses for the birds!
Wimberley Gimbal Mount also for the birds!
Super telephoto technique for the big and strong.
Batteries and storage ideas.



June 19, 2013 – Focus on Travel Photography
A photo tour of a place you will probably never visit,
Bangladesh!
A rare glimpse of ship-breaking in Bangladesh. Where
do you think your knives and forks come from?



Directions

1575 Scollard Cres. - red brick house on south side - fire hydrant in front (don't park there).

Go north on Armour Rd. and turn right at Francis Stewart, which is the first right turn after the golf course. Turn right again onto Scollard Drive, curve and go up the hill. Turn left on Scollard Cres.

Or if you come south on Armour from Trent U. you can turn left on Cunningham and go to the end and turn right onto Scollard Drive. Then next right turn is Scollard Cres.... or use GPS!

Call or email George Dimitroff if you have any questions -


705-748-3535,

dimitroffs@cogeco.ca.



From your Projectionist Terry

Members can submit up to two images each for monthly theme, and photographers choice, one image for critique, and up to five images for outings.



Deadline for submitting your images is always the Friday night before the meeting.

When re-sizing your horizontal or landscape image re size the width to 1024 pix. and let the height adjust automatically. When re sizing vertical or portrait images adjust the height to 768 pix. and let the width adjust automatically.

Before submitting images to the website they must be named as instructed below.

INITIAL FOR THE CATEGORY, THE NUMBER, space and YOUR NAME === PI JANE DOE

CATEGORY INITIALS WOULD BE

C FOR CRITIQUE

P FOR PHOTOGRAPHERS CHOICE


T FOR THEME

O FOR OUTING (USE LETTER O NOT NUMBER ZERO)

NUMBERS WILL BE 1 OR 2 FOR EACH IMAGE IN CATEGORIES THEME AND PHOTOGRAPHERS CHOICE AND 1 TO 5 FOR OUTINGS. ONLY ONE IMAGE CAN BE ENTERED FOR THE CRITIQUE CATEGORY. === CI YOUR NAME

TO SUBMIT YOUR IMAGES TO THE WEBSITE PLEASE FOLLOW THE INSTRUCTIONS BELOW.

1. After logging in click on Profile.
2. Click on New Album (upper left corner)
3. Enter an Album Name on the bar under icons for New Album and Profile Options.
4. Click on Create Album.



5. A new album shows up with no pictures in it.
6. Click on the name you gave the album.
7. On the next screen click on Add/Delete Photos. (Bar near top of screen)
8. On the next screen click on Add photos.
9. Navigate to the folder with photos to be submitted, select one image at a time, then do it for all other
- 10. When finished , close that folder which should return to the PPS website screen and on that screen click on Start Upload.**
11. Once all the photos have been uploaded you should get a confirmation notice. Please wait till all images have uploaded
12. Click on **Return to Albums,**
- 13. IMPORTANT On this screen the picture thumbnails should be there. Check off the category selection, as appropriate, for each photo.**
14. Click on **Return to Profile.**

Any problems please don't hesitate to contact me at 705 742-1724


Terry Carpenter (projectionist)

ALL IMAGES MUST BE SUBMITTED THE FRIDAY PRIOR TO THE MEETING

Your Executive Members for 2012-2013



Liz Crangle -PPS President




Brian Crangle

Program Directors



Carol



Terry Carpenter –Projectionist



Cathy Schofield-Web Master




Sarah Tanner-Secretary



Paul Macklin-MAL




Dawn Macklin-Membership



Joanne Stockton-Treasurer



Reserved for your Image



**Through the Viewfinder as seen by George Giarratana
Publisher and Editor**

The beauty of the internet is the amount of information one can access for free about how to take an image and then to post process it. At times it is overwhelming but as you read and learn you find that topics that you researched are presented by different people and the subject matter becomes repetitive.

Congratulations that means you have learned something.

So you move on to other webpages of interest fine tuning your knowledge and using it to produce images of better and better quality. Sometimes this involves using post developing programs as simple as Faststone and Piccasa (both by the way are free) to more sophisticated ones like Lightroom and Photoshop. Of course there are too many to mention so consider it another part of your education to learn about them and choose what you think is the right one for you.

Make no mistake the great film photographers in their day spent hours in the darkroom working with chemicals to achieve what we can do now in a matter of minutes with the software available today.

Getting the best image means using all the tools that are available to us to get as close as possible to what we think is the ideal.



[Take Creative Control of your photos](#)

A Canon (or any DSLR) in Auto mode produces amazing photos, but real creative control comes when you step outside of Auto. Learn the basic elements of Exposure and how simple adjustments create beautiful photo effects.

www.canonoutsideofauto

[From our macro guy Bill Brooks](#)

There is a little photo idea that I have not heard mentioned for some time.

Perhaps a reminder might be of help.

Before snapping your masterpiece, pause for a moment to set your aperture to f16 or f20.

Press the preview button and look for undesirable highlights or any other unlikeable features now revealed in your composition.

Don't forget to reset the aperture when you are finished.

[Bill Brookes.](#)



That moment when you
Realize your childhood is over

**“THE PESSIMIST COMPLAINS ABOUT THE WIND;
THE OPTIMIST EXPECTS IT TO CHANGE;
THE REALIST ADJUSTS THE SAILS.”**

WILLIAM A. WARD

The articles and photographs in this newsletter are copyrighted and are not to be reproduced or modified without the creator's written permission. For more information please contact the editor at:

ggiarrat@gmail.com