



The Viewfinder

Newsletter of the Peterborough Photographic Society

May 2013



George Gillespie-PPS President

If you attended our May meeting you will know that we have a new Executive Committee for the club, and that some positions were actually filled as the result of a vote. That hasn't happened in many years. Your new Executive Committee is listed elsewhere in this issue of the Viewfinder. Most of the executive members are continuing on from last year; however we are losing Carol Pearson Co-director of Programs, Sarah Tanner as Secretary, and Cathy Schofield who took over the daunting task of Webmaster. On behalf of all the club members, thanks to the three of you for your help and wisdom in moving the club forward. I would be remiss in not recognizing the efforts and dedication of the other members of the Executive Committee who will be staying on for another year in the same or different positions. The work by the committee is what guides the success of the club and keeps things moving. Thanks to each of you!

A special thanks to Liz, our President for the last two years. She stepped up to the job at a time when we really needed her effervescent charm. While at the controls she created a relaxed and friendly environment that grew our membership by about 25% over those two years. Of course she is not lost to us, as she stays on as our Past President.

I look forward to working with you over the next two years and hope I will be able to live up to the standard set by our past presidents. Please let me know how things are going and give me your suggestions for things we might do to make PPS a better club.

Brian and Suzanne, our Program Co-directors, are working on plans that I'm sure you'll appreciate, and have prepared the photo Themes for next year. Look for them in this issue of the Viewfinder, get your cameras out, and let the creative juices flow.


Have a great summer and we'll get together again in September when we can compare notes and view each other's images.





Suzanne Kirk

Program Notes



Brian Crangle

Wow! Another year gone and 2013 - 2014 to look forward to. Many thanks to my co-chair Carol Pearson with whom I enjoyed working last year. What a great job on the election coverage! I think Carol may be head hunted by the CBC! Welcome to Suzanne Kirk who is new to the executive, we are looking forward to working together and producing a varied and informative program for you the members.

Our themes for 2013-2014 have already been decided so that you may take as many images as possible over the summer in preparation for the next season. They are as follows;

September - Entryways. (as it is the "opening" of our new season)

October - Wheels. (as in "on the tractors" at harvest time)

November - The letter H. (following Halloween of course!)

December - Portraits. (Prepping portraits for Christmas gifts)

January - B&W. (following Christmas and New Year - lights without color)

February - Glass. (following New Year's toasts "raise your glass")

March - Red Abstract. (Following Valentine's Day)

April - Storms. (following what *might be the end of winter!*)

May - Eggs. (following Easter)

June - New and Old. (New Executive members in, old out)

The explanations (Thanks Suzanne) are there to provide some logic and perhaps a memory assist. We would encourage you to be as creative as possible and think outside the box.

Our June meeting will provide an opportunity to buy some new equipment for all those wonderful summer images. Henry's will be bringing many new toys for us to try and possibly buy. Hope to see you there ,

Cheers. Brian

Tips For Photographing Birds


By Elaine Birtch

www.naturephotography.ca

When photographing birds, I think about:

1. Composition

My photo of a female Red-wing Blackbird was taken while walking on the boardwalk at Presqu'île Provincial Park. Upon seeing the subject, my first instinct was to think about the composition. The decision about the design of the photo definitely must be done quickly because birds do not stay still for very long. If I took the picture of just the Red-wing Blackbird, a boring composition would have been made but the bird and its' reflection made the image interesting and pleasing to the viewer.



2. Background

What is behind your subject will affect your final image, so look carefully at the background when taking the photo. When photographing a bird, my main subject is the bird and I try to have the background out of focus. The picture of the Blue Birds are excellent examples of good and poor backgrounds. See the difference a change of camera angle can make.



3. Focus on the Eyes and make sure there is Catch Light in the Eyes

Catch light in the bird's eyes can be accomplished by flash or natural light. The Saw-Whet Owl photograph was taken at Presqu'île Provincial Park with a flash.



4. Type of Lighting

Direct Sunlight

A bright sunny day causes too much contrast which can burn out highlights and the detail in the shadows can be lost. Also bright spots may appear in your photo. I avoid the harsh light of midday but my rule is a rare bird is worth photographing anytime.

Early Morning or Evening Lighting

Light with a warmer tone can be found in the morning and evening. The first and last hour of the day the sunlight has a golden tone.

Front Lighting

The subject is lit from the front, for example when the natural light comes from behind the photographer or from a flash.

I was photographing in the evening which gave me the beautiful warm front light which was perfect for this bird photograph. There is a lovely reflection and good lighting on the bird's eyes and beak.



Type of Lighting continued

Diffused Skylight

On an overcast day the clouds acts like a diffuser and this produces a pleasant even light. Myself I like a day with a small amount of overcast because I find a dense overcast sky makes the image flat without shadows and the light has a blue tone.

Side Lighting

The subject is lit from the side which will give highlights and shadows, therefore creating more shape to the subject.

Backlighting

The light is behind the subject which can lead to a silhouette but you can get a properly exposed photograph by adjusting the exposure metering. Example of different types of metering is 3D colour matrix II, Center-weighted and spot. I normally avoid backlighting because I find the birds move very quickly and I do not have time to work with the light meter setting.

5. Use Your Vehicle as a Blind

I used my vehicle for camouflage at Presqui'le Provincial Park during the Spring. The environment of the apple trees with beautiful blossoms and birds searching for the nectar made perfect conditions for photographing.



6. Avoid Sudden Movements

Birds are scared away easily therefore you should move slowly and not make sudden movements. You can stand still and wait for the bird to fly to a location near you.

7. My Camera Settings and the Use of a Tripod

The focus mode I use is single servo AF with single-area mode. A combination of focus mode continuous servo AF and dynamic-area mode is used when the birds are flying or moving very quickly. I always use aperture priority auto and the camera sets the shutter speed. Using aperture priority lets me have control of my depth of field but when photographing birds I am monitoring my shutter speed. The ISO is set according to the lighting conditions and how fast the bird is moving. My light meter is set on 3D colour matrix metering II which takes an evaluation of the scene for the best exposure. The colour space in the camera is set on sRGB with optimizing image on normal. Normally I use white balance on auto which adjusts for the natural colouration. For image quality, I use the raw file setting. Birds move quickly, therefore I rarely use a tripod but my lens has vibration reduction (image stabilization) which helps with obtaining a sharp image.

8. Time of Year and Locations

Carden Alvar during late May and June, the birds are preoccupied with mating and nesting, therefore pay less attention to a photographer which helps when taking pictures.

Presqu'île Provincial Park is a stop over for birds' migrating after their long journey across Lake Ontario. The park is a peninsula and is a place for the birds to rest which gives you great photo opportunities.

Amherst Island has a large vole population which attracts many birds of prey. The winter is an excellent time for owls, hawks and eagles on the island.

Cobourg Harbour is an excellent location for waterfowl in the month of March.

Your backyard, with a good bird feeder works well for photographing birds at any time of year. The Rose-breasted Grosbeak was photographed in my backyard.





Information about Elaine Birtch

Elaine has been on many adventures across Canada in the search of inspirational images. Majestic landscape of the Rockies, vibrant colour of the Prairie skies, and Maritime seascapes are just some of the images captured in Elaine's photography. The rewards of her photography are proportional to the effort she puts into her work. Photographing wildlife takes a great deal of patience as animals are not particularly concerned to pose for the photographer. Elaine spends a great deal of time traveling around Ontario, where she lives, tracking down wildlife, following bird migrations and capturing dynamic images of weather. The early morning light or dramatic light during storms allows for a more creative canvas. These lighting conditions, combined with various colour brought out by seasonal changes, lead to unique compositions.

I guess I like to think of myself as a Natural History Photographer.

Through Lion Eyes

Oh, give me a home where a lion can roam,
And the gnu and the antelope play ...
Where my wild heart is stirred by a boisterous herd,
And I can rest in the heat of the day.

Many pleasant hours pass as I lie in the grass,
Dreaming of a bygone day;
Where once I could wander to the great blue yonder,
Now no lion's land gets in the way.

Since earlier I fed, there's scarcely a head
Raised by a herd mate's alert ...
Vultures circling overhead reveal carcasses in red
Where jackals bicker in the dirt.

Long does it seem since lion kind reigned supreme
Over a range filled with plenty of prey;
Read my eyes, and you'll see a deep melancholy
For my homeland is shrinking away.

A blood-stained patina on the bones of hyena
Speaks of our rivalrous relations,
But if fighting is a curse, I have seen worse
In supposedly civilized nations.

First came the spear; now it's the gun that I fear
Will destroy most creatures of forest and plain.
With human population soaring and many people warring,
Can gorillas and elephants ever flourish again?

Settlements are encroaching, and poor people turn to poaching
To rid their lives of squalor.
Help in the right places would make happy faces
And the impact on wildlife smaller.

Though you may be scorning our urgent warning,
We animals kill only what we need to survive:
If you persist in consuming, a collapse is looming
In Nature's capacity to keep us alive.

As King of the Beasts I am humbled since my tribe has crumbled
From a hundred thousand to only a few.
It's a direful distinction to fade into extinction
When ecological instability will ensue.

We are dependable endowers to those whose powers
Can't supply the protein they need.
When our appetites are sated, the kill site is vacated;
Then a variety of scavengers can feed.

It's your competitive way of living which causes misgiving,
Leading people to monopolize,
But you'll see we're all kin when you finally begin
To see the world through lion eyes.

How I live for high sun when dry riverbeds run
With the rains that turn the land green ...
What a time we'll be having when the herds are calving –
A finer sight you never have seen!



Murray Palmer




panthera Leo
(Murray Palmer, 2011 Written after a previous visit to Jungle Cat World)

THOMPSON BAY VIDEO CHAT

1575 Scollard Crescent - 2 – 4 p.m.

May 22, 2013 – Focus on Photographing Birds

June 19, 2013 – Focus on Travel Photography



A photo tour of a place you will probably never visit, Bangladesh!

A rare glimpse of Bangladesh.

you

ship-breaking in

Where do

think your

knives

and

come from?

forks

More

tuned to

Scollard Cres.

south side - fire park there).

Go north on Armour

at Francis Stewart, which

right turn after the golf

Turn right again onto Scollard curve and go up the hill. Turn left

Scollard Cres.

Or if you come south on Armour from

Trent U. you can turn left on Cunningham

to the end and turn right onto Scollard

Then next right turn is Scollard Cres.... or use

Call or email George Dimitroff if you have any

videos to come next year. Stay

Viewfinder. **Directions** 1575

- red brick house on

hydrant in front (don't

Rd. and turn right

is the first

course.

Drive,

on

and go

Drive.

GPS!

questions -

CANCELLED
June 19, 2013
AND THANK YOU TO THE MEMBERS
FOR THEIR PARTICIPATION

[705-748-3535](tel:705-748-3535), dimitroffs@cogeco.ca



PROJECTIONIST AND OUTINGS PERSON

As your projectionist please be assured that we are trying to make a much easier process to submit your images for showing at the general meetings. New ideas are in progress.

As your outings person I hope to plan one main outing, with one or more extra outings per month. The idea being, the main clubs outing would be a pre - planned place to visit, and information on other secondary outings, throughout the month, would be sent to all members via e mail, with a time and place to meet to be included. Also, if any member is going somewhere of interest and would like to include members to come along they could contact me and we would then get the information out to all members. Some places and events I have in mind are listed below. Times and places would be planned in advance of the monthly outing. These are just some ideas I have and may or may not be used. Some would be our main outing and others secondary outings. I would also like to invite other clubs in our area to join us for some of the outings.

O'Hara's Mill a quaint old village with mill

Proctor House in Brighton then Presquile park.

Burlington Gardens (possible overnight)

Various car shows

Air Museum Trenton

McLaughlin House Gardens and fountains Oshawa

Prince Edward County for a Tulip Garden and Trilliums as far as the eye can see.

Peterborough Game Preserve near Apsley

The Apple Blossom Thyme Festival, Colborne

Stoco Fen for Showy Lady's slippers

A canoe trip to some wonderful waterfalls.

A weekend in Algonquin.


And, of course various, places around Peterborough, ie Trent University, Peterborough at night, Warsaw caves, A visit to some local villages. etc.

If anyone has ideas for outings I would enjoy hearing from you.

Terry



From your Projectionist Terry



Members can submit up to two images each for monthly theme, and photographers choice, one image for critique, and up to five images for outings.

Deadline for submitting your images is always the Friday night before the meeting.

When re-sizing your horizontal or landscape image re size the width to 1024 pix. and let the height adjust automatically. When re sizing vertical or portrait images adjust the height to 768 pix. and let the width adjust automatically.

Before submitting images to the website they must be named as instructed below.

INITIAL FOR THE CATEGORY, THE NUMBER, space and YOUR NAME === PI JANE DOE

CATEGORY INITIALS WOULD BE

C FOR CRITIQUE

P FOR PHOTOGRAPHERS CHOICE

T FOR THEME

O FOR OUTING (USE LETTER O NOT NUMBER ZERO)

NUMBERS WILL BE 1 OR 2 FOR EACH IMAGE IN CATEGORIES THEME AND PHOTOGRAPHERS CHOICE AND 1 TO 5 FOR OUTINGS. ONLY ONE IMAGE CAN BE ENTERED FOR THE CRITIQUE CATEGORY. === CI YOUR NAME


TO SUBMIT YOUR IMAGES TO THE WEBSITE PLEASE FOLLOW THE INSTRUCTIONS BELOW.

1. After logging in click on Profile.

2. Click on New Album (upper left corner)

3. Enter an Album Name on the bar under icons for New Album and Profile Options.

4. Click on Create Album.



5. A new album shows up with no pictures in it.
6. Click on the name you gave the album.
7. On the next screen click on Add/Delete Photos. (Bar near top of screen)
8. On the next screen click on Add photos.
9. Navigate to the folder with photos to be submitted, select one image at a time, then do it for all other
10. When finished , close that folder which should return to the PPS website screen and on that screen click on Start Upload.
11. Once all the photos have been uploaded you should get a confirmation notice. Please wait till all images have uploaded
12. Click on Return to Albums,
13. **IMPORTANT On this screen the picture thumbnails should be there. Check off the category selection, as appropriate, for each photo.**
14. Click on Return to Profile.

Any problems please don't hesitate to contact me at 705 742-1724

Terry Carpenter (projectionist)

ALL IMAGES MUST BE SUBMITTED THE FRIDAY PRIOR TO THE MEETING



Bob Brown's Last Great Outing as Director Jungle Cat World Orono



OK so there were more
than cat's there

Image by George Gillespie




The Lang Hang

The pictures were hung at Lang with great care, in hopes that some viewers soon would be there. Many thanks to Didi Anderson, Bob Brown, Terry Carpenter, Brian Crangle, Liz Crangle and Bill Harrison for arranging and hanging the pictures, with an extra thanks to Liz for interfacing with Lang and getting the whole thing organized. And of course thanks to all who submitted pictures for this display.

The PPS images were hung on May 17 and will remain on display at Lang for a month, so if you have the time, drop in and have a look at some of our members' pictures.

PPS EXECUTIVE FOR 2013-2014



George Gillespie -PPS
President




Brian Crangle
Program Directors



Suzanne Kirk



Liz Crangle –Past President



Terry Carpenter –Projectionist/
Outings



Pat Carpenter-Secretary



Dawn Macklin-Membership



Paul Macklin-MAL



Dave Duffus –Assistant MAL



Joanne Stockton-Treasurer



Bob Brown-Webmaster



Anita Erschen-Pappas -Assistant Webmaster



George Giarratana-Viewfinder



**Through the Viewfinder as seen by George Giarratana
Publisher and Editor**

Well one more meeting to go then summer holidays. I can say that because I drive a school bus and like the kids I'm looking forward to the time off.

But unlike them I'm excited about all the summer events, and happenings, like the Farmer's Market's, music festivals (Musicfest), the long lunch in Warkworth, Peterborough Folk festival, camping at Presquile and so many others to complete a very long list that offers photographic opportunities. Not to mention visiting family and friends and maybe a bit of travel.

So get out there and get to work. The Viewfinder needs your images. Some great shots of a performer at Musicfest, or any other event, portraits, landscapes, macro, flowers, police swat team, send them in and we will feature you and your images in the Viewfinder.

This is an equal opportunity newsletter.

Remember we cater to all levels of photographers from new to advanced amateurs to pros.

It's the results that count not the equipment.

So come back in September with a card full of images to share because I can assure you that we are eager to see them and to display them.



Hi All

Great News

We (the Peterborough Photographic Society) have been offered by ORCA, the opportunity to put on a workshop at Beavermead Park this summer.

It will be a one hour presentation in total, the presenter can of course spend more time with the participants if they choose too but the one hour is all that is required. The presentation would take place outdoors with some type of shelter provided for the instructor by ORCA.

You would be covering the basics of how to get a great image then a walk through the park assisting people (mainly campers -could be adults and children- and since this is the first time this has been tried, there is no idea of numbers) adding comments regarding their efforts as they take images of flowers, birds, or the beach. Their cameras could be anything from iphones to point and shoot to DSLR's.

This is a great opportunity for the club to get involved with an organization like ORCA to promote the club and to open up new possibilities for taking images at ORCA events and their other campsites (ie Warsaw Caves) and maybe the chance to have your images that you take that day of an ORCA event appear on their webpage or their advertising brochures and materials or even a news publication.

The suggested date is July 13th at 4-5pm with a backup of August 10th if July is rained out.

The Club has requested \$60 for the hour to be paid to the club member by ORCA. Admittance to the Park is also included.

If you are interested in putting on this workshop please reply to the sender or any Executive Member of the club and include briefly some details as to your reasons why you think you should be chosen.

If one person is selected and they decide to take on an assistant there are no additional funds available.

The final decision on who will be the instructor/instructors will be made by the Executive at the Meeting scheduled for June 5th and the person/persons involved will be a advised by phone or e-mail the next day.

Regards,

Executive Committee Peterborough Photographic Society

Contact person: George Giarratana

ggiarrat@gmail.com



The Last Word

For the last two years I have been the first item in the Viewfinder - right on the front page. This month I am having the last word!

Two thoughts to share with you.

1. I enjoyed being the President of PPS. I really enjoyed meeting all of you - both the executive and general membership and feel that I have made some good friends through the club meetings and the outings. I thank you for that support and, I hope, continued friendship.

2. But there has to be fresh thoughts and ideas needed from time to time to keep any Club up to date; to expand the knowledge, the thinking, the use of a camera - that will in turn have members produce images beyond their expectations.

So I thank George Gillespie for standing for President. He has a great deal to offer - he knows cameras, he knows photography and he will bring a fresh, knowledgeable perspective to our meetings.

Congratulations
George! I look forward to
working with you

Liz [Past President]





TECHNICALLY

It is not false advertising